



**MOBILE-CELLULAR TELEPHONE SUBSCRIPTIONS
REPORT AS OF MAY 2022**

Disclaimer: Information provided in this report is subject to alteration in case of any revisions or updates deemed necessary.

1. Mobile-cellular telephone subscriptions as of May 2022

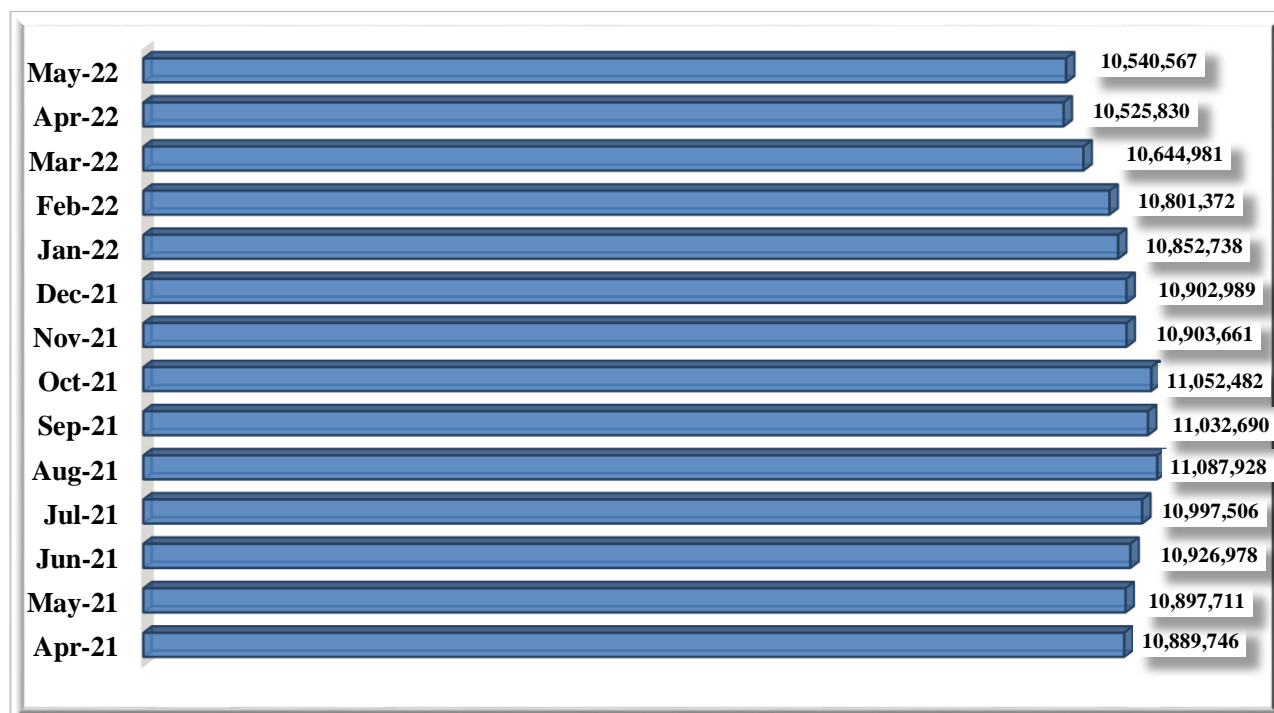
The total number of active mobile-cellular telephone subscriptions¹ in Rwanda increased up to 10,540,567 at the end of May 2022 compared to 10,525,830 SIM cards reported at the end of April 2022, representing an increase of 0.14%. The postpaid subscriptions raised from 128,023 at the end of April 2022 to 129,166 SIM cards recorded at the end of May 2022 and prepaid subscriptions increased to 10,406,371 as of May 2022 in comparison to 10,391,807 SIM cards reported at the end of April 2022.

Table 1: Active mobile-cellular telephone subscriptions as of May 2022

Name of operator	April 2022			May 2022			Monthly variation
	Postpaid	Prepaid	Total	Postpaid	Prepaid	Total	
MTN Rwanda Ltd	128,998	6,799,952	6,928,950	129,166	6,799,991	6,929,157	0.00%
Airtel Rwanda Ltd	5,025	3,591,855	3,596,880	5,030	3,606,380	3,611,410	0.40%
Total	134,023	10,391,807	10,525,830	134,196	10,406,371	10,540,567	0.14%

Source: Operators' reports

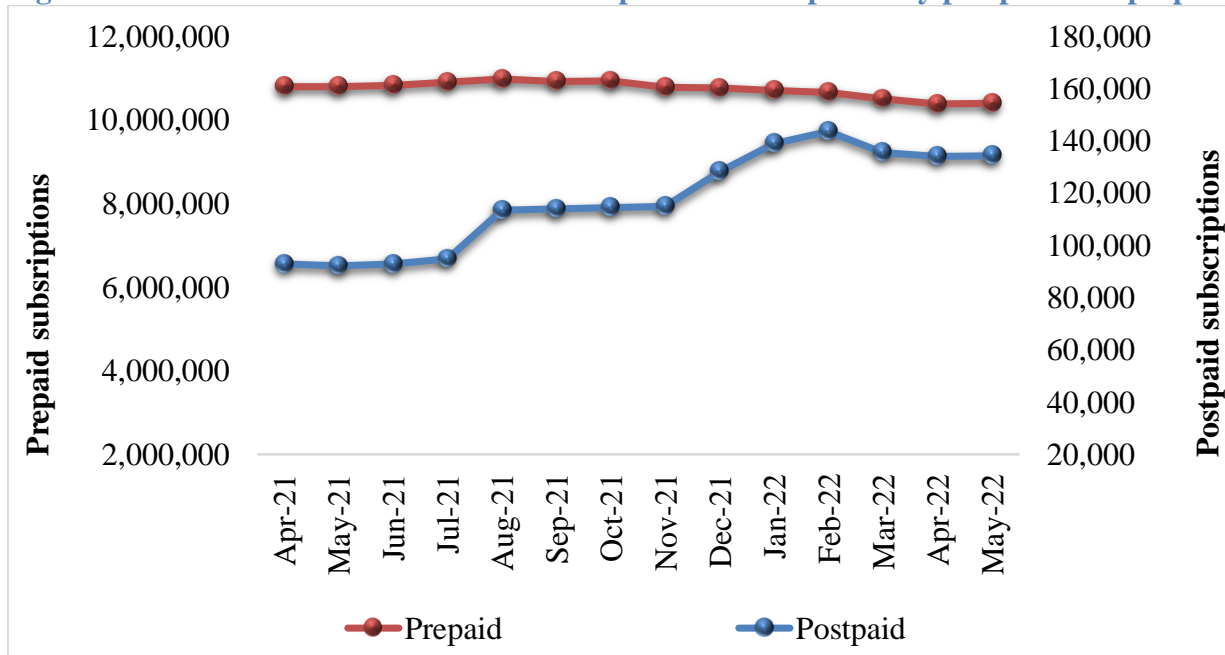
Figure 1: Trend of active mobile-cellular telephone subscriptions



Source: Operators' reports

¹ Active mobile-cellular telephone subscriptions are the number of SIM Cards that have been used during the last three months.

Figure 2: Trend of active mobile-cellular telephone subscriptions by postpaid and prepaid

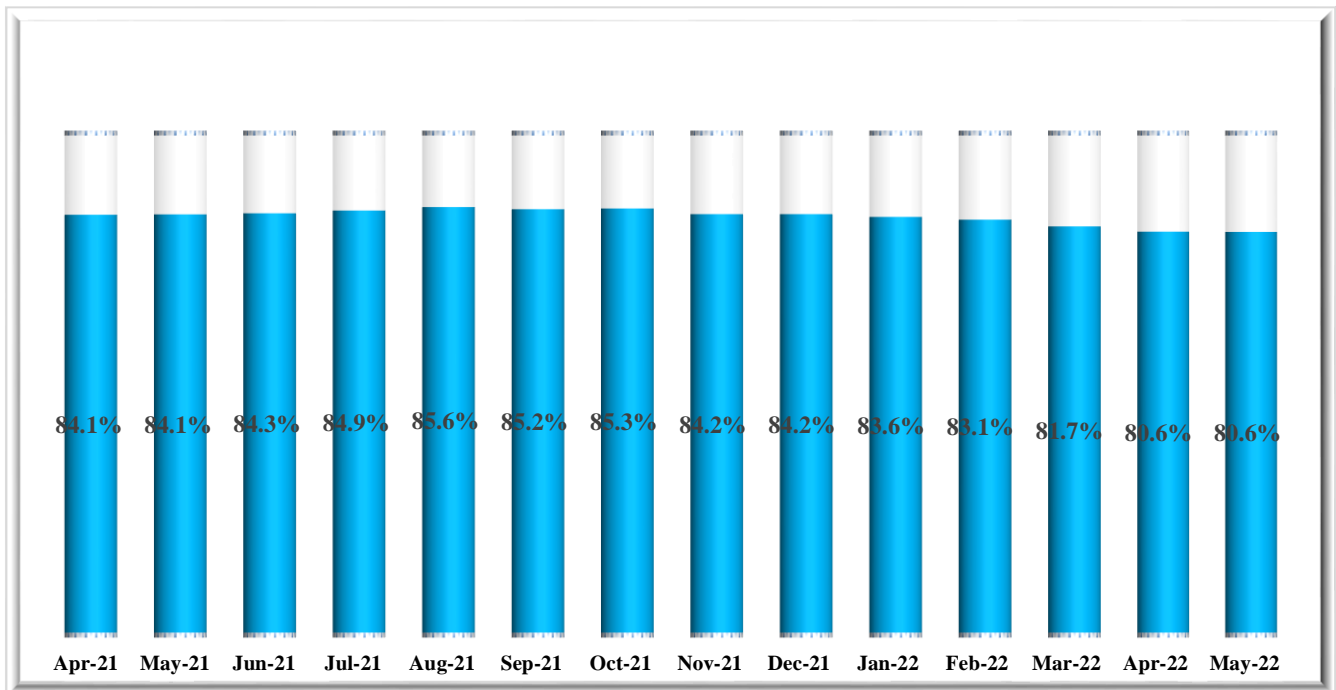


Source: Operators' reports

2. Mobile-cellular telephone subscriptions per 100 inhabitants

As of May 2022, the Mobile Penetration Rate that refers to the number of active SIM cards per total projected population remained at 80.6% same as April 2022 publications.

Figure 3: Trend of mobile-cellular telephone subscriptions per 100 inhabitants

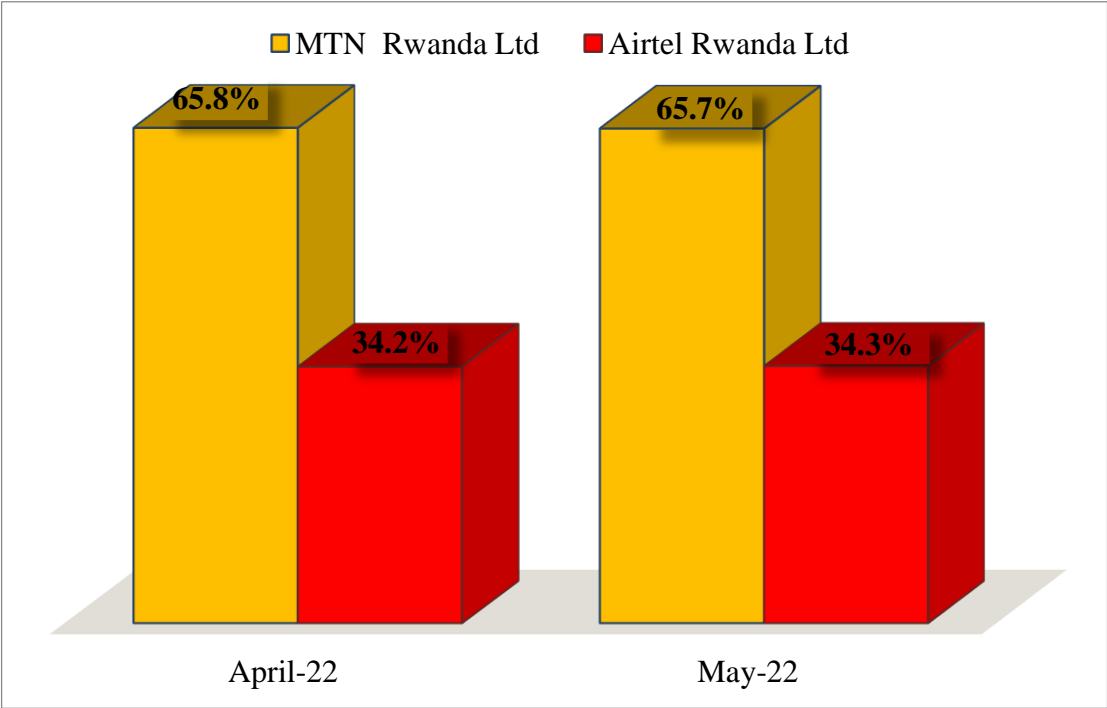


Source: Operators' reports

3. Market share for mobile (SIM cards) subscriptions

At the end of May 2022, the mobile-cellular telephone subscriptions market shares for Airtel Rwanda Ltd increased by 0.1 percentage points up to 34.3% whereas that for MTN Rwanda Ltd dropped by the same margin reaching the 65.7% as illustrated in the Figure 4.

Figure 4: Market share trends for mobile-cellular telephone subscriptions per operator



Source: Operators' reports