



**MOBILE-CELLULAR TELEPHONE SUBSCRIPTIONS
REPORT AS OF FEBRUARY 2022**

Disclaimer: Information provided in this report is subject to alteration in case of any revisions or updates deemed necessary.

1. Mobile-cellular telephone subscriptions as of February 2022

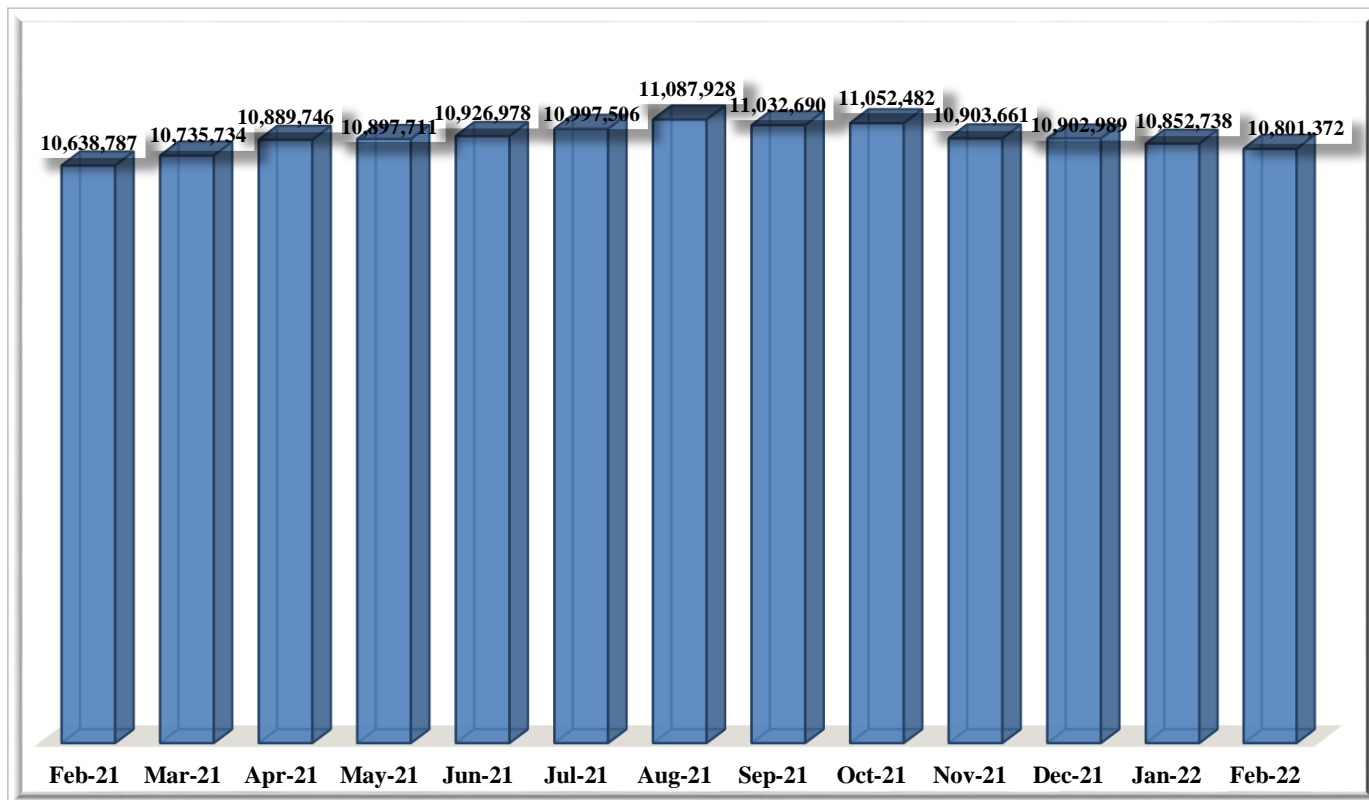
The total number of active mobile-cellular telephone subscriptions¹ in Rwanda decreased up to 10,801,372 at the end of February 2022 compared to 10,852,738 SIM cards reported at the end of January 2022, representing a decrease of 0.47%. The postpaid subscriptions raised from 138,872 at the end of January 2022 to 143,707 SIM cards recorded at the end of February 2022 and prepaid subscriptions decreased to 10,657,665 as of February 2022 in comparison to 10,713,866 SIM cards reported at the end of January 2022.

Table 1: Active mobile-cellular telephone subscriptions as of February 2022

Name of operator	January 2022			February 2022			Monthly variation
	Postpaid	Prepaid	Total	Postpaid	Prepaid	Total	
MTN Rwanda Ltd	133,962	6,832,176	6,966,138	138,802	6,838,014	6,976,816	0.15%
Airtel Rwanda Ltd	4,910	3,881,690	3,886,600	4,905	3,819,651	3,824,556	-1.60%
Total	138,872	10,713,866	10,852,738	143,707	10,657,665	10,801,372	-0.47%

Source: Operators' reports

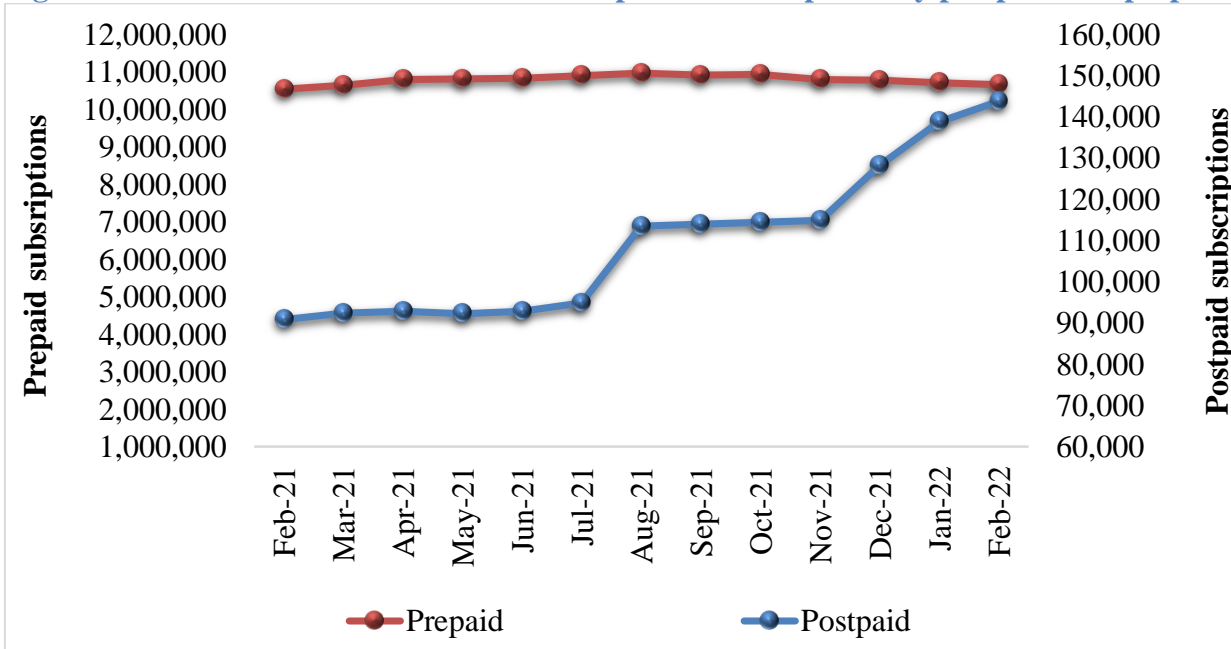
Figure 1: Trend of active mobile-cellular telephone subscriptions



Source: Operators' reports

¹ Active mobile-cellular telephone subscriptions are the number of SIM Cards which generated revenues to the operator within the last 90 days.

Figure 2: Trend of active mobile-cellular telephone subscriptions by postpaid and prepaid

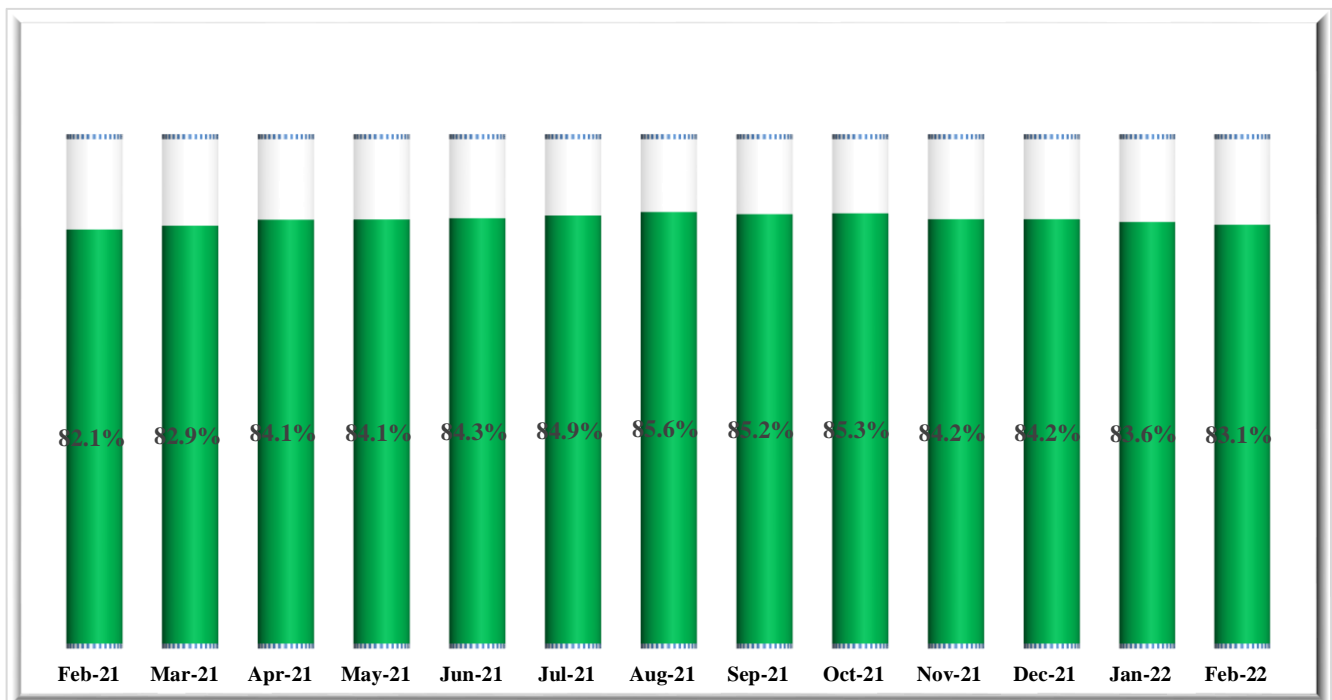


Source: Operators' reports

2. Mobile-cellular telephone subscriptions per 100 inhabitants

As of February 2022, the Mobile Penetration Rate that refers to the number of active SIM cards per total projected population decreased to 83.1% in comparison to 83.6% for January 2022 publication.

Figure 3: Trend of mobile-cellular telephone subscriptions per 100 inhabitants

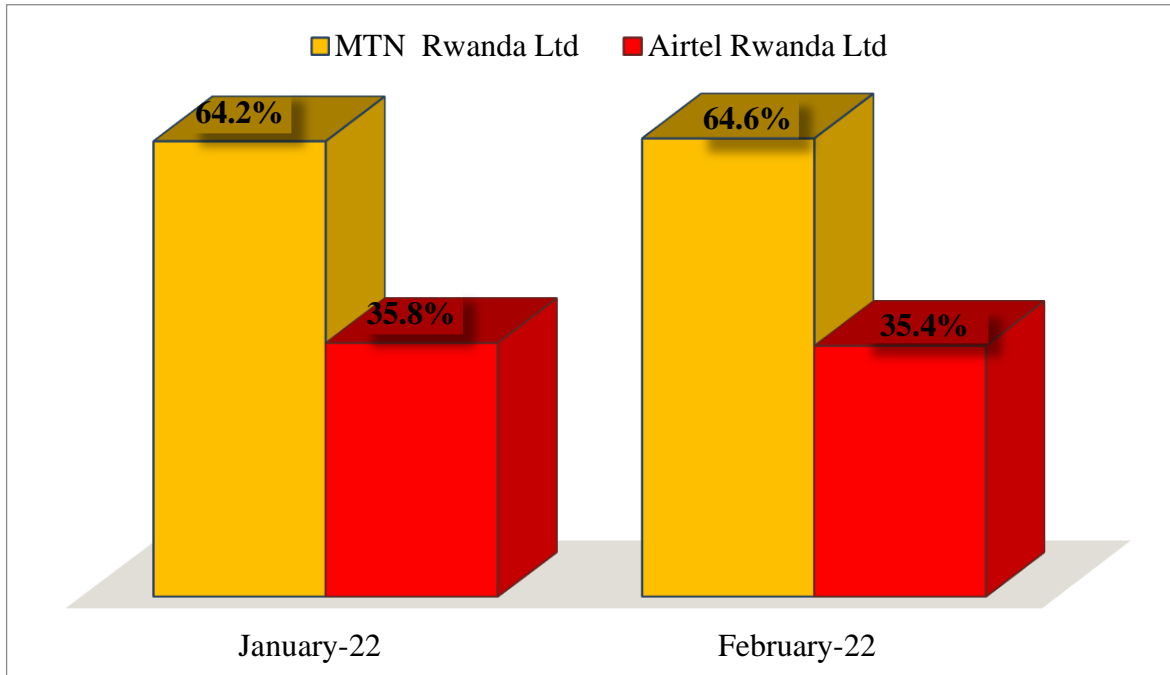


Source: Operators' reports

3. Market share for mobile (SIM cards) subscriptions

At the end of February 2022, the mobile-cellular telephone subscriptions market shares for MTN Rwanda Ltd increased by 0.4 percentage points up to 64.6% whereas that for Airtel Rwanda Ltd dropped by the same margin reaching 35.4% as illustrated in Figure 4.

Figure 4: Market share trends for mobile-cellular telephone subscriptions per operator



Source: Operators' reports