



**KEY STATISTICS IN ROAD TRANSPORT OF PERSONS AS
OF JUNE 2013**

**Prepared by:
Economic and Market Analysis Section**

CONTENTS	
BACKGROUND.....	1
PART I. TRANSPORT SERVICES	1
PART II. COMPANIES AND COOPERATIVES IN PUBLIC TRANSPORTATION	2
PART III. TAXI CABS COMPANIES.....	4
PART IV. SPECIAL CAR HIRES AND MOTOBIKE COOPERATIVES AND COMPANIES.....	6
PART V. LICENSED DRIVING SCHOOLS	8

LIST OF TABLES

TABLE 1: TREND IN THE NUMBER OF LICENSED OPERATORS PER CATEGORY.....	1
TABLE 2: NUMBER OF CARS USED IN THE TRANSPORTATION OF PERSONS BY COMPANIES AND INDIVIDUALS AS OF SEPTEMBER 2012	1
TABLE 2: NUMBER OF CARS USED IN THE TRANSPORTATION OF PERSONS BY COMPANIES AND COOPERATIVES AS OF JUNE 2013.....	2
TABLE 3: TAXI CABS COMPANIES AND COOPERATIVES AND THEIR RESPECTIVE NUMBER OF CARS AS OF JUNE 2013	4
TABLE 4: SPECIAL CAR HIRE BY COMPANIES AS OF JUNE 2013	6
TABLE 5: MOTORBIKES COMPANIES AND THE NUMBER OF MOTOR BIKES OWNED AS OF JUNE 2013	7
TABLE 6: LICENSED DRIVING SCHOOLS AS OF JUNE 2013	8

LIST OF FIGURES

FIGURE 1: TREND IN TYPES OF CARS USED BY TRANSPORT COMPANIES AND COOPERATIVES IN RWANDA	4
FIGURE 2: MARKET SHARE OF CARS USED BY TAXI CAB COMPANIES AND COOPERATIVES AS OF JUNE 2013.....	5
FIGURE 3: MARKET SHARE IN THE TYPE OF CARS USED BY SPECIAL CAR HIRES AS OF JUNE 2013	6
FIGURE 4: MARKET SHARE IN THE NUMBER OF MOTORBIKES USED BY COMPANIES/COMPANIES AS OF JUNE 2013.....	7

]

BACKGROUND

The data in this report pertain to transport services. This report is comprised of five parts - , part one is about transport services in general, part two is about companies and cooperatives in public transportation of persons, part three is about the taxi cabs companies, part four is about special car hires and Moto bikes companies and part five is about driving schools. The period under review is from March to June 2013.

PART I. TRANSPORT SERVICES

Table 1: Trend in the number of licensed operators per category

CATEGORY	1 st Quarter	2 nd Quarter
DRIVING SCHOOLS	43	47
PUBLIC TRANSPORT COMPANIES AND COOPERATIVES	38	44
TAXI CABS COMPANIES AND COOPERATIVES	21	22
SPECIAL CAR HIRES		5
MOTOBIKE COOPERATIVE		4
INDIVIDUAL TAX CABS	783	794
INDIVIDUAL MOTOBIKES	25,388	25,560
INDIVIDUAL VELO-MOTEUR	2,008	2,013

Table 2: number of cars used in the transportation of persons by companies and individuals as of September 2012

	Minibus	Coaster	Bus	Voiture	Motorbikes	Jeeps	Pick ups
Companies and Cooperatives	1,138	630	83	335	83	46	6
Individuals	N/A	N/A	N/A	794	25,560	N/A	N/A
Total	1,138	630	83	1,129	25,643	46	6

PART II. COMPANIES AND COOPERATIVES IN PUBLIC TRANSPORTATION

In public transport, there are 45 licensed operators totaling **45,993** transportation capacities in terms of vehicles seats. The total vehicles are **1,845** divided into three categories namely minibus, coaster and bus.

Table 3: Number of cars used in the transportation of persons by companies and cooperatives as of June2013

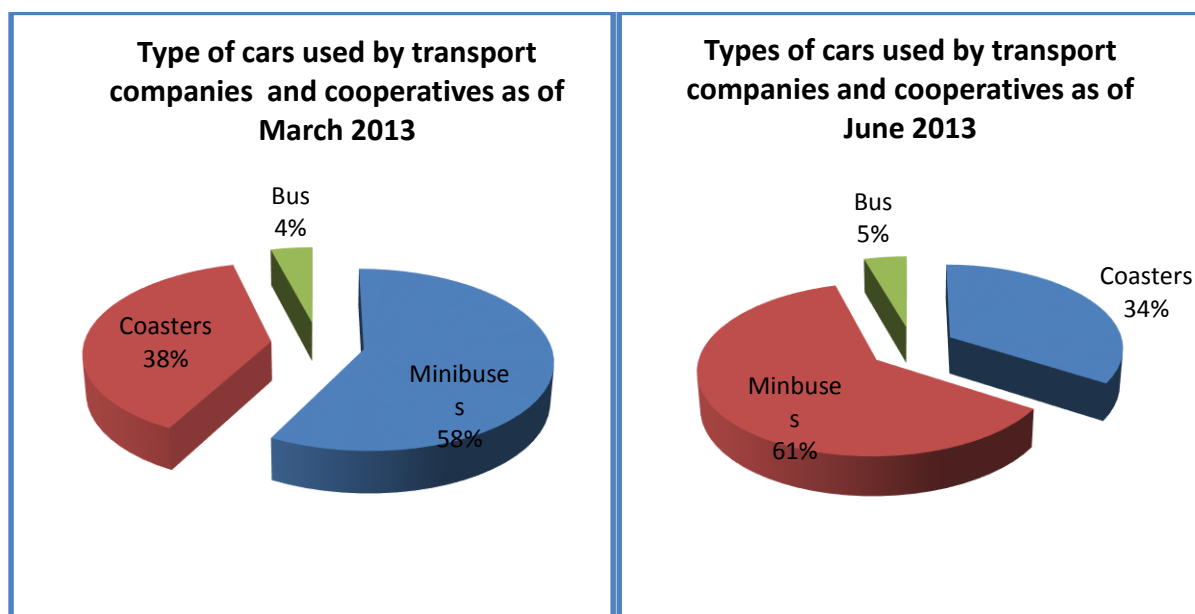
	Coasters	Hiace	Big bus	Total number of cars	Total fleet
COSERGI	5		2	7	244
BYAMUGISHA BABY COACH&SONS TRANSPORT CO. LTD			8	8	536
KAMPALA COACHES LTD			6	6	276
OMEGA S.A.R.L	17			17	498
TRINITY TRANSPORTERS & DISTRIBUTORS CO.LTD			4	4	268
KIGALI COACH TOURS & TRAVEL LTD	25			25	750
KIGALI TRANSPORT COOPERATIVE	4	2		6	158
KIGALI SAFARIS S.A.R.L		32		32	608
SELECT EXPRESS AGENCY LTD	12			12	340
CRANERWA	8			8	240
STELLA EXPRESS SARL	29			29	854
INTERNATIONAL EXPRESS LTD	20	2		22	594
CAPITAL TOURS EXPRESS	17			17	434
EXCEL TRAVEL&TOURS AGENCY LTD	24	29		53	1,235
MATUNDA EXPRESS LTD	17	2		19	520
YAHOO CAR EXPRESS LTD	15	5		20	489
RUHIRE EXPRESS LTD	13			13	370
ROYAL EXPRESS	34			34	1,000
HORIZON EXPRESS LTD	61			61	1,724
NYAGATARE TRANSPORT COOPERATIVE		54		54	1,026
MUSANZE TRANSPORT COOPERATIVE	1	67		68	1,303
HUYE TRANSPORT COOPERATIVE	1	43		45	843
IMPALA GROUP LTD	18		2	20	632
GICUMBI TRANSPORT COOPERATIVE		37		37	703
KAYONZA TRANSPORT COOPERATIVE		76		76	1,444

NYABUGOGO TRANSPORT COOPERATIVE	4	118	1	123	2,893
NGOMA TRANSPORT COOPERATIVE		73		73	1,387
RUSIZI TRANSPORT COOPERATIVE		57		57	1,083
VIRUNGA Express	62			62	1,860
REMERA TRANSPORT COOPERATIVE		257		257	4,883
CITY CENTER TRANSPORT COOPERATIVE	48	100		148	3,340
MUHANGA TRANSPORT COOPERATIVE (MTC)		84		84	1,596
COOPERATIVE URUGENDO RWIZA		20		20	380
VOLCANO Express	65	0	0	65	1,950
SOTRA Tours & Travel Agency	48	11	0	59	1,649
BELVEDERE Lines	21			21	630
KIGALI BUS SERVICES	27		51	78	4,227
PRINCE EXPRESS	11	0	0	11	330
AFRICAN TOURS EXPRESS LTD	10	0	0	10	300
RWINYANA	0	7	0	7	133
CROSSCOUNTRY	0	0	7	7	469
CAMEL	17	0	0	17	510
GASABO TRAVEL	0	0	3	3	20157
RUBAVU T/COOPERATIVE	0	51	0		969
	630	1,138	83	1,845	45,879

Cars were classified depending on their transportation capacity as follows;

1. Cars with a capacity of transporting 15-19 persons was considered to be a Minibus
2. Cars with capacity of transporting 20-34 persons was considered to be a Coaster and
3. All cars with a capacity of transporting more than 35 persons were considered to be buses

Figure 1: Trend in types of cars used by transport companies and cooperatives in Rwanda



Minibuses are the most used cars by the Transport companies in this quarter under review with 61% share followed by Coasters with 34% and 5% of buses. This is mainly due to individual operators who mostly used minibuses in their business that were instructed to operate under cooperatives or companies.

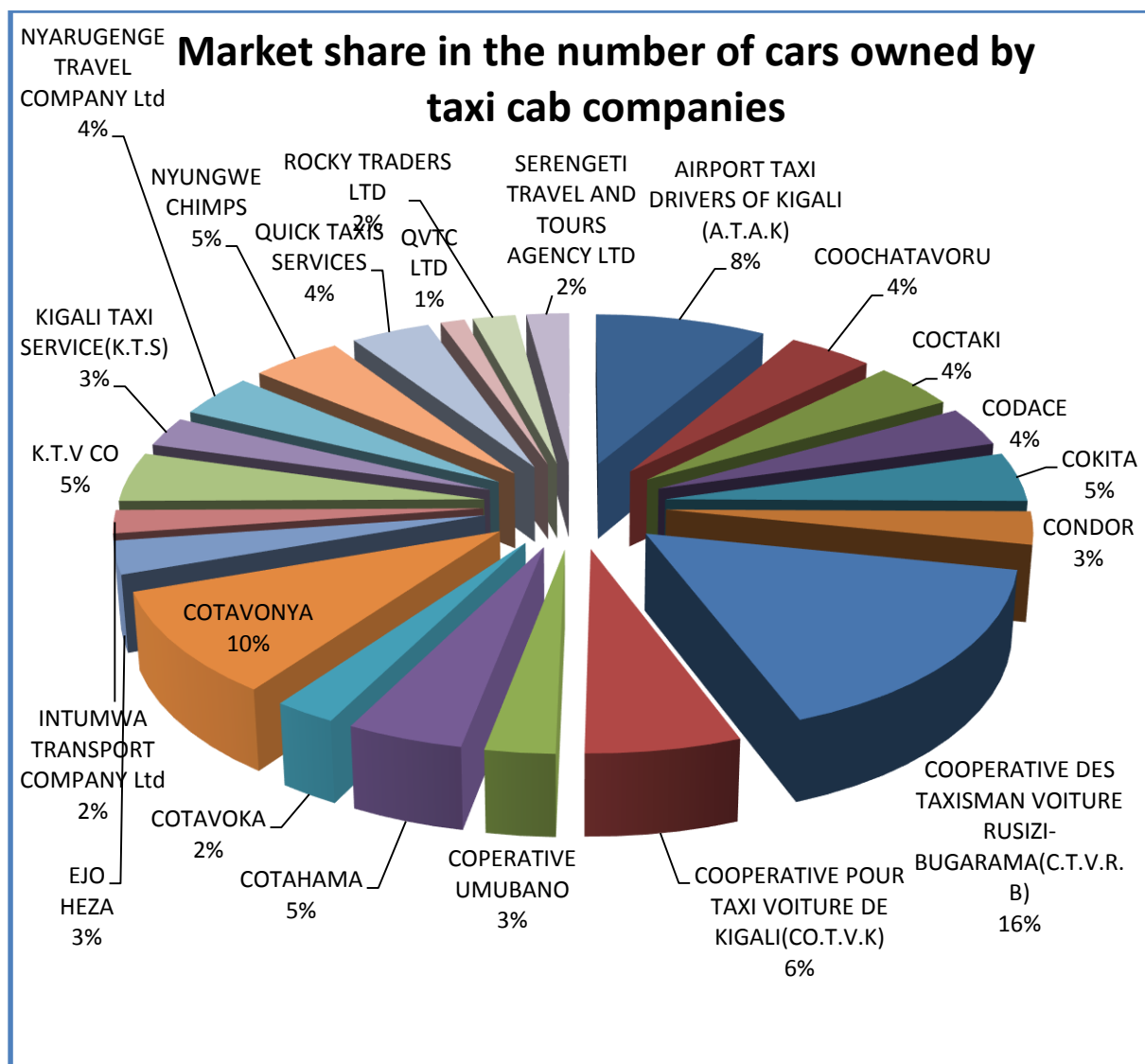
PART III. TAXI CABS COMPANIES

Table 4: Taxi cabs companies and cooperatives and their respective number of cars as of June 2013

	NAMES OF COMPANIES	NUMBER OF CARS
1	AIRPORT TAXI DRIVERS OF KIGALI (A.T.A.K)	28
2	COOCHATAVORU	14
3	COCTAKI	14
4	CODACE	12
5	COKITA	15
6	CONDOR	10
7	COOPERATIVE DES TAXISMAN VOITURE RUSIZI-BUGARAMA(C.T.V.R.B)	53
8	COOPERATIVE POUR TAXI VOITURE DE KIGALI(CO.T.V.K)	20
9	COPERATIVE UMUBANO	9
10	COTAHAMA	15
11	COTAVOKA	8

12	COTAVONYA	32
13	EJO HACU HEZA	10
14	INTUMWA TRANSPORT COMPANY Ltd	7
15	K.T.V CO	15
16	KIGALI TAXI SERVICE(K.T.S)	9
17	NYARUGENGE TRAVEL COMPANY Ltd	13
18	NYUNGWE CHIMPS	15
19	QUICK TAXIS SERVICES	13
20	QVTC LTD	4
21	ROCKY TRADERS LTD	7
22	SERENGETI TRAVEL AND TOURS AGENCY LTD	7
	Total	330

Figure 2: Market share of cars used by taxi cab companies and cooperatives as of June 2013



The total number of cars used by taxi cab companies and cooperatives is 330. CO.T.V.B and COTAVONYA are the only companies that have a 2 digit market share of cars used where the former has 16% market share and the later has 10%.

PART IV. SPECIAL CAR HIRES AND MOTOBIKE COOPERATIVES AND COMPANIES

Table 5: Special car hire by companies as of June 2013

	Jeeps	Pick up	Voiture	Total
SGES/ATT LTD (PARTNERSHIP)	7			7
TPGL	15	5		20
SM TRANSPORT LTD	7			7
GASABO TRAVEL	3	1	5	9
RTTA	7			7
GORILLAND SAFARIS LTD	7			7
Total	46	6	5	57

Figure 3: Market share in the type of cars used by special car hires as of June 2013

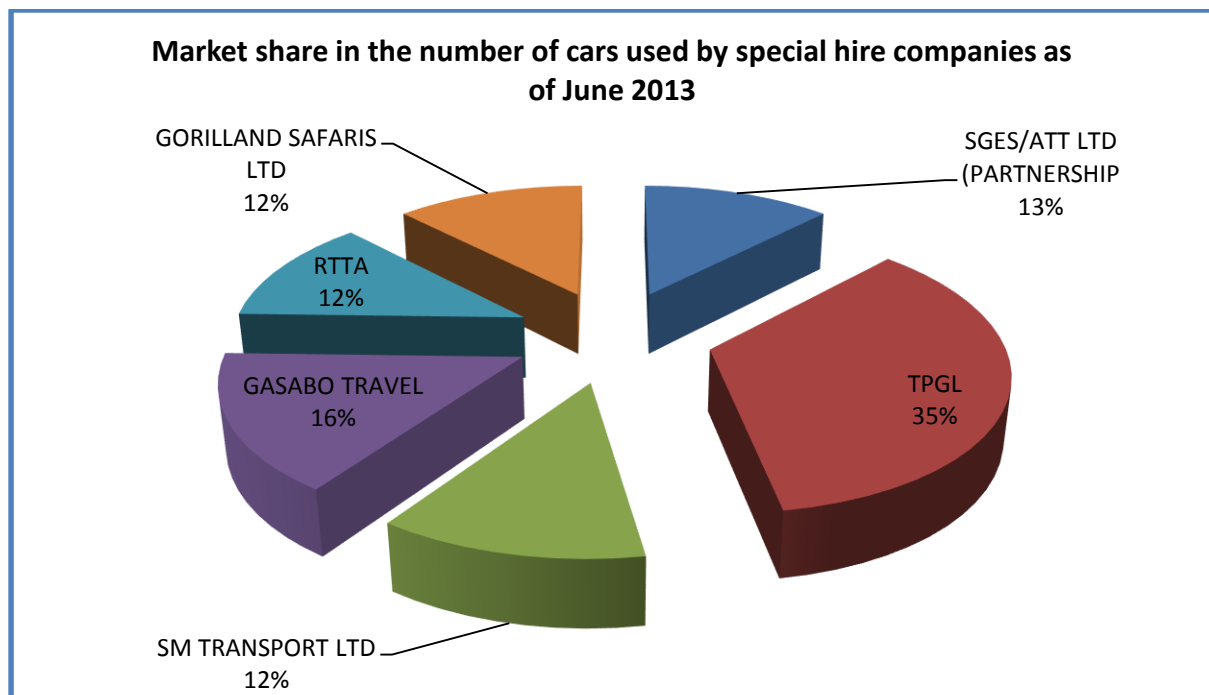
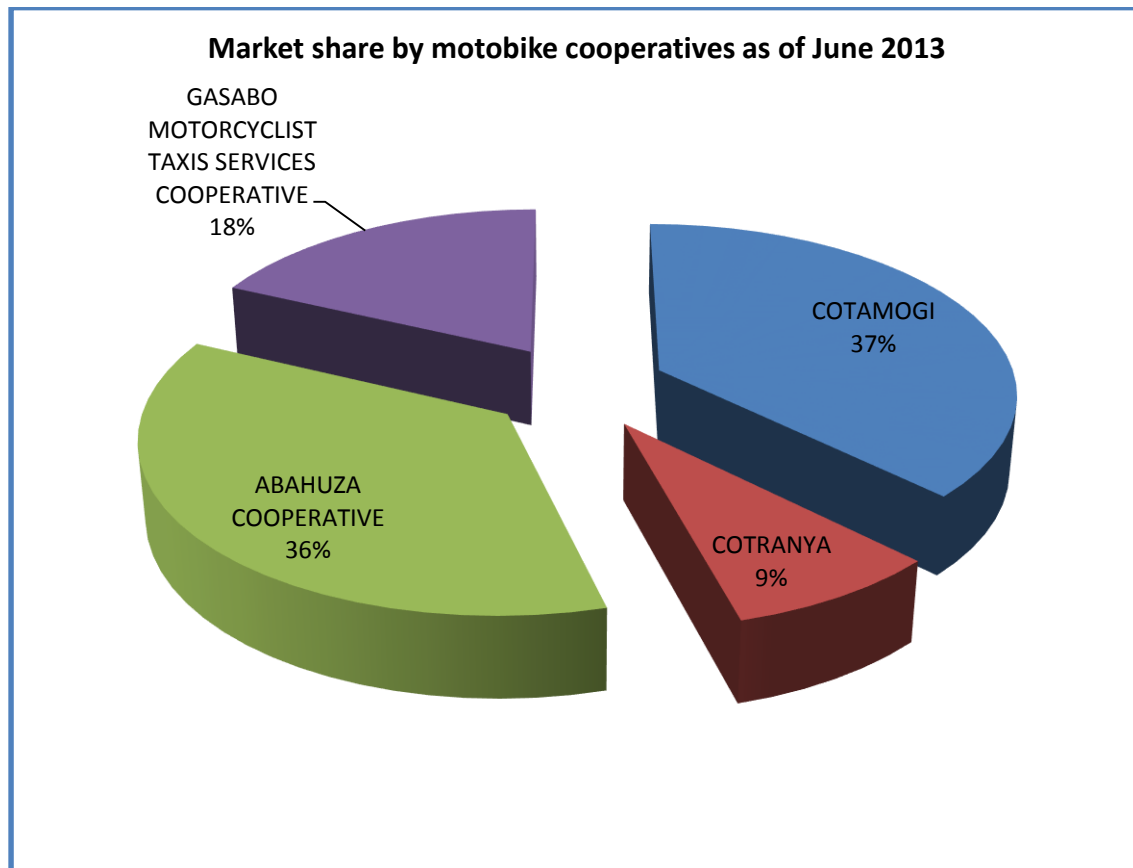


Table 6: Motorbikes companies and the number of motorbikes owned as of June 2013

COTAMOGI	31
COTRANYA	7
ABAHUZA COOPERATIVE	30
GASABO MOTORCYCLIST TAXIS SERVICES COOPERATIVE	15
	83

Figure 4: Market share in the number of motorbikes used by companies/companies as of June 2013

PART V. LICENSED DRIVING SCHOOLS**Table 7: Licensed driving schools as of June2013**

N°	LICENSED DRIVING SCHOOLS
1	ALPHA DRIVING SCHOOL
2	APAFORME DRIVING SCHOOL LTD
3	ATELIERS ECONOMAT GENERAL DE RUHENGERI LTD
4	AUTO ECOLE AMANI
5	AUTO ECOLE BONNE ROUTE LTD
6	AUTO ECOLE DU LACK KIVU(KARONGI)
7	AUTO ECOLE ETO KIBUYE (Karongi)
8	AUTO ECOLE GASTON & ASSOCIES LTD
9	AUTO ECOLE ISIMBI
10	AUTO ECOLE KABARONDO LTD
11	AUTO ECOLE LA CHARITE LTD
12	AUTO ECOLE LA CONNAISSANCE
13	AUTO ECOLE LA DIFFERENCE
14	AUTO ECOLE LA REFERENCE
15	AUTO ECOLE MIDLAND
16	AUTO ECOLE MORIYA LTD
17	AUTO ECOLE NYAMIRAMBO
18	AUTO ECOLE SAINTE FAMILLE
19	BETTER DRIVING SCHOOL LTD
20	CAMPUS DRIVING SCHOOL LTD
21	CFPRO DRIVING SCHOOL
22	COTIMIN DRIVING SCHOOL(NYAGATARE)
23	DON BOSCO DRIVING SCHOOL COMPANY LTD

24	FRATERNITY DRIVING SCHOOL
25	GISENYI DRIVING SCHOOL LTD
26	IMENA DRIVING SCHOOL
27	INTIGANDA NYAGATARE(CO.T.M.IN)
28	KABUGA DRIVING SCHOOL
29	KARONGI DRIVING SCHOOL
30	KIBUNGO DRIVING SCHOOL
31	KORUJYIMBERE DRIVING SCHOOL
32	LA DIFFERENCE CHEZ NOUS A MUSANZE LTD
33	LA STAR CONFIDEDANTE
34	NEW HOPE DRIVING SCHOOL
35	NEW VISION DRIVING SCHOOL LTD
36	NYAGATARE DRIVING SCHOOL LTD
37	NYAMATA DRIVING SCHOOL LTD
39	NYARUGENGE DRIVING SCHOOL
40	PROFESSIONAL DRIVING SCHOOL COOPERATIVE
41	RUHANGO DRIVING SCHOOL LTD
42	RWANDA INITIATIVE CORPORATION LTD
43	SAFETY ROAD DRIVING SCHOOL LTD
44	SHILO DRIVING SCHOOL LTD
45	SUPERIOR DRIVING SCHOOL
46	UMUGANDA DRIVING SCHOOL
47	UNITED DRIVING SCHOOL COOPERATIVE (U.D.S.C)
48	YOUTH DRIVING SCHOOL LTD