



**WATER AND SANITATION STATISTICS AS OF JUNE OF
THE YEAR 2018**

TABLE OF CONTENTS

| | |
|--|---|
| 1. Urban water supply | 2 |
| 1.1. Urban water subscribers | 2 |
| 1.2. Urban water tariff | 3 |
| 1.3. Water produced, supplied and billed | 4 |
| 2. Rural water supply | 5 |
| 2.1. Rural water subscribers | 5 |
| 2.2. Rural water tariff | 6 |
| 3. Water subscribers | 6 |
| PART II: SANITATION | 9 |

LIST OF TABLES

| | |
|---|----|
| Table 1: Urban water subscribers, per province and the City of Kigali as of June 2018 | 2 |
| Table 2: Applicable tariff for WASAC customers by consumption block (VAT exclusive) | 3 |
| Table 3: Trend of water production per treatment plant as of June 2018 | 4 |
| Table 4: Water supplied, billed and water losses as of the second quarter 2018 | 5 |
| Table 5: Rural water subscribers, per province and the City of Kigali as of June 2018 | 5 |
| Table 6: Application rural water tariffs per water system (VAT exclusive) | 6 |
| Table 7: Total water subscribers, per province and the City of Kigali as of June 2018 | 6 |
| Table 8: List of licenses issued in water sub-sector as of June 2018 | 7 |
| Table 9: List of licensed cleaning service operators as of June 2018 | 9 |
| Table 10: List of licensed of liquid waste water treatment system operators as of June 2018 | 13 |
| Table 11: List of licensed liquid waste collection and transportation operators as of June 2018 | 13 |
| Table 12: List of licensed solid waste collection and transportation services operators as of June 2018 | 13 |
| Table 13: Applicable tariff for waste collection and transportation in Kigali City | 14 |
| Table 14: List of Waste recycling operators as of June 2018 | 15 |

LIST OF FIGURES

| | |
|--|----|
| Figure 1: Distribution of customers across provinces and Kigali City as of June 2018 | 2 |
| Figure 2: Annual trend of water subscribers up to June 2018 | 3 |
| Figure 3: Distribution of licensed rural water supply providers per province as of June 2018 | 8 |
| Figure 4: Distribution of solid waste collection and transportation operators across provinces and Kigali City as of June 2018 | 15 |

PART I. WATER

1. Urban water supply

1.1. Urban water subscribers

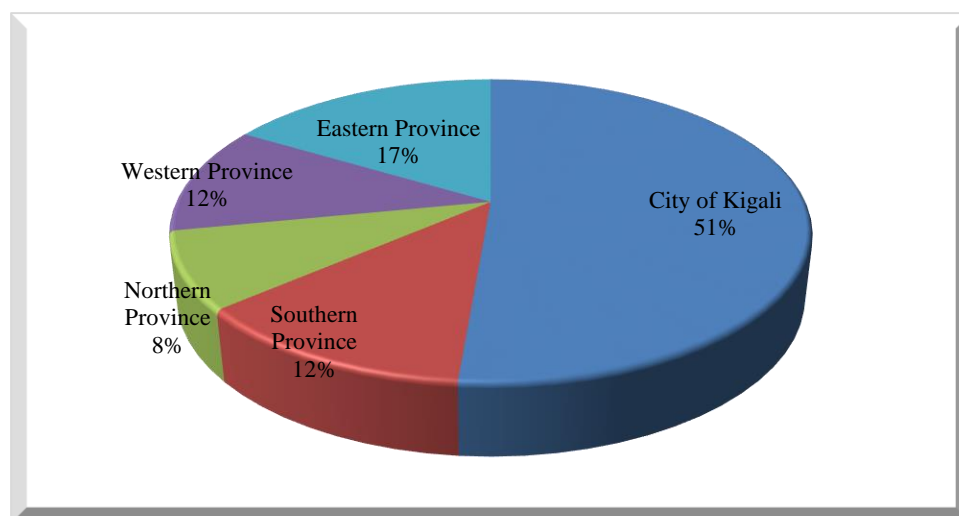
As of June 2018, the total number of urban water subscribers has increased from 203,350 customers recorded in the first quarter of the year 2018 to 207,408 customers recorded at the end of June 2018, representing an increase of 2%. The 51.3% of the total customers are in the City of Kigali while 48.7% of them are distributed in the provinces. This difference is mainly attributed to the fact that, some people in the provinces consume water supplied by Rural Water Service Providers.

Table 1: Urban water subscribers, per province and the City of Kigali as of June 2018

| Province | Q1 2018 | Q2 2018 | Variation (%) |
|-------------------|----------------|----------------|---------------|
| City of Kigali | 104,753 | 106,500 | 0.9 |
| Southern Province | 25,097 | 25,751 | 0.3 |
| Northern Province | 16,643 | 16,974 | 0.2 |
| Western Province | 23,365 | 23,931 | 0.3 |
| Eastern Province | 33,492 | 34,252 | 0.4 |
| Total | 203,350 | 207,408 | 2.0 |

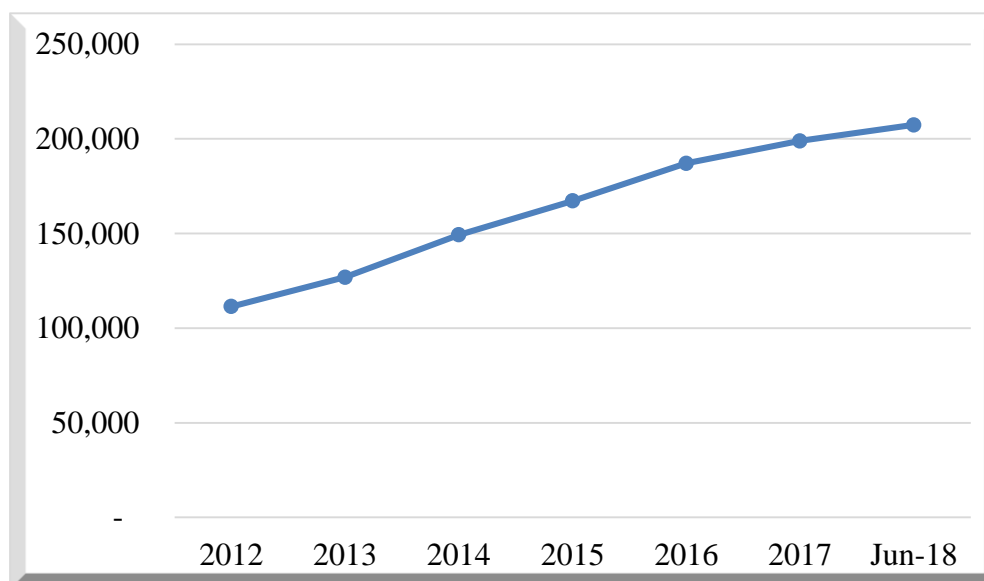
Source: WASAC, June 2018

Figure 1: Distribution of customers across provinces and Kigali City as of June 2018



Source: WASAC, June 2018

Figure 2: Annual trend of water subscribers up to June 2018



Source: WASAC, June 2018

As shown in the figure above, the number of connected customers increased by 4.3% from 198,906 recorded at the end of 2017 to 207,408 customers recorded as of June 2018.

1.2. Urban water tariff

Table 2: Applicable tariff for WASAC customers by consumption block (VAT exclusive)

| Block of monthly consumption | Tariff |
|-------------------------------------|---------------|
| 0-5 m³ | 323 |
| 6-20 m³ | 331 |
| 21-50 m³ | 413 |
| 51-100 m³ | 736 |
| > 100 m³ | 847 |
| Industries (All consumption) | 736 |

Source: Board Decision No 002/BD/ICA-CLIA/RURA/2015

1.3. Water produced, supplied and billed

Table 3: Trend of water production per treatment plant as of June 2018

| WTP | Q1 2018 | Q2 2018 |
|--------------|-------------------|-------------------|
| Kimisagara | 2,249,753 | 2,089,867 |
| Karenge | 1,378,301 | 1,342,911 |
| Nzove | 3,570,482 | 3,803,805 |
| Kadahokwa | 482,625 | 488,632 |
| Gihira | 841,550 | 804,035 |
| Mutobo | 610,250 | 601,500 |
| Gihuma | 238,617 | 268,936 |
| Cyunyu | 385,281 | 414,342 |
| Gisuma | 123,312 | 130,540 |
| Mpanga | 277,035 | 278,087 |
| Muhazi | 387,890 | 368,356 |
| Rwasaburo | 137,307 | 157,077 |
| Kanyabusage | 107,879 | 112,488 |
| Nyamabuye | 137,282 | 141,934 |
| Nyagatare | 608,746 | 572,890 |
| Ngenda | 304,615 | 328,935 |
| Total | 11,840,925 | 11,904,335 |

Source: WASAC, June 2018

The above table illustrates the quantity of water production per water treatment plant for the first two quarters. The quantity of water production recorded at the end of March 2018 increased by 0.54% from 11,840,925 m³ to 11,904,335 m³.

Table 4: Water supplied, billed and water losses as of the second quarter 2018

| Branches | Water supplied | Water billed | Water loss | Loss (%) |
|-----------------|-----------------------|---------------------|-------------------|-----------------|
| Kigali City | 6,735,002 | 4,196,680 | 2,538,323 | 37.7 |
| Muhanga | 242,029 | 173,226 | 68,803 | 28.4 |
| Rubavu | 771,354 | 387,775 | 383,579 | 49.7 |
| Musanze | 589,311 | 360,179 | 229,132 | 38.9 |
| Rusizi | 405,612 | 204,804 | 200,808 | 49.5 |
| Huye | 467,162 | 240,352 | 226,810 | 48.6 |
| Nyanza | 196,054 | 112,876 | 83,178 | 42.4 |
| Ngoma | 153,870 | 92,132 | 61,738 | 40.1 |
| Gicumbi | 138,822 | 80,771 | 58,051 | 41.8 |
| Rwamagana | 509,892 | 250,185 | 259,707 | 50.9 |
| Nyamagabe | 126,703 | 92,985 | 33,718 | 26.6 |
| Karongi | 110,193 | 74,147 | 36,046 | 32.7 |
| Nyagatare | 550,909 | 220,465 | 330,444 | 60.0 |
| Bugesera | 317,186 | 203,834 | 113,352 | 35.7 |
| Ruhango | 83,490 | 69,138 | 14,352 | 17.2 |
| Total | 11,397,590 | 6,759,548 | 4,638,042 | 40.7 |

Source: WASAC, June 2018

The above table illustrates that 40.7% of water supplied within all branches was non-revenue water due to meter bursts, leakages and illegal connections. The difference of 506,745m³ between water produced and supplied is an estimated water loss mainly from back washing and network flushing.

2. Rural water supply

2.1. Rural water subscribers

Table 5: Rural water subscribers, per province and the City of Kigali as of June 2018

| Name | Q1 2018 | Q2 2018 | Variation (%) |
|-------------------|----------------|----------------|----------------------|
| City of Kigali | 245 | 245 | 0.0 |
| Southern Province | 2,662 | 3,493 | 31.2 |
| Northern Province | 11,120 | 11,456 | 3.0 |
| Western Province | 9,935 | 10,741 | 8.1 |
| Eastern Province | 3,972 | 6,007 | 51.2 |
| Total | 27,934 | 31,942 | 14.3 |

Source: Rural water supply operators, June 2018

As of June 2018, the number of subscribers served by Rural Water Supply Providers increased from 27,934 up to 31,942 customers as of June 2018.

2.2. Rural water tariff

Table 6: Application rural water tariffs per water system (VAT exclusive)

| Water system | Tariff RWF/m ³ | Tariff RWF/Jerrican |
|---------------------|---------------------------|---------------------|
| Gravity | 287 | 7 |
| Electricity pumping | 731 | 17 |
| Diesel Pumping | 921 | 21 |
| Turbo | 689 | 16 |
| Complex System | 597 | 14 |

Source: Board Decision N°06/BD/ER-LER/RURA/2016

3. Water subscribers

Table 7: Total water subscribers, per province and the City of Kigali as of June 2018

| Province | Q1 2018 | Q2 2018 | Variation (%) |
|-------------------|----------------|----------------|---------------|
| City of Kigali | 104,998 | 106,745 | 1.7 |
| Southern Province | 27,759 | 29,244 | 5.3 |
| Northern Province | 27,763 | 28,430 | 2.4 |
| Western Province | 33,300 | 34,672 | 4.1 |
| Eastern Province | 37,464 | 40,259 | 7.5 |
| Total | 231,284 | 239,350 | 3.5 |

During this quarter under review, the number of subscribers connected by WASAC Ltd and licensed Rural Water Supply Providers were 239,350 customers. The 44.6% of these customers are in the City of Kigali while 55.4% of them are distributed in provinces.

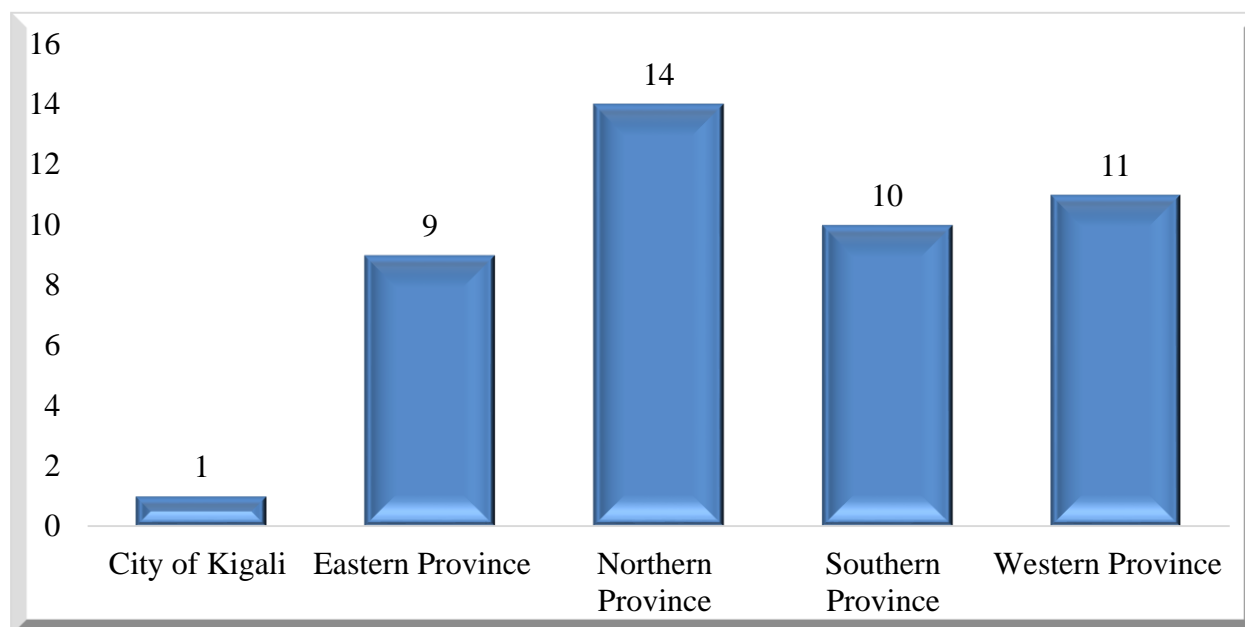
Table 8: List of licenses issued in water sub-sector as of June 2018

| SN | Name of licensee | Date of issuance | Expiration date |
|---|--|------------------|-----------------|
| URBAN WATER SUPPLY (Water Utility- WU) | | | |
| 1 | WASAC LTD | 9/11/2016 | 9/11/2031 |
| Bulk Water Supply (BWS) | | | |
| 1 | KIGALI WATER LTD | 10/1/2018 | 10/1/2033 |
| Rural Water Supply (Water Supply Infrastructure Management-WSIM) | | | |
| 1 | CFGAE | 3/5/2016 | 3/5/2021 |
| 2 | SEEGH Ltd | 4/8/2016 | 4/8/2021 |
| 3 | PAAK KAM | 4/8/2016 | 4/8/2021 |
| 4 | COFO | 12/8/2016 | 12/8/2021 |
| 5 | Ndundimana JMV | 12/8/2016 | 12/8/2021 |
| 6 | AGEOH | 12/8/2016 | 12/8/2021 |
| 7 | AGEOH | 12/8/2016 | 12/8/2021 |
| 8 | AGEOH | 12/8/2016 | 12/8/2021 |
| 9 | COPEREMA | 12/8/2016 | 12/8/2021 |
| 10 | REDEC LTD | 12/8/2016 | 12/8/2021 |
| 11 | REDEC LTD | 12/8/2016 | 12/8/2021 |
| 12 | ENTRAGREPCO LTD | 12/8/2016 | 12/8/2021 |
| 13 | EDEPRES | 24/8/2016 | 24/08/2021 |
| 14 | EGIPRES LTD | 30/08/ 2016 | 30/08/2021 |
| 15 | REGIE ASSOCIATIVES DES USAGERS DES POINTS D'EAU GASABO LTD | 15/9/2016 | 15/09/2021 |
| 16 | AYATEKE STAR COMPANY LTD | 16/9/2016 | 16/9/2021 |
| 17 | AYATEKE STAR COMPANY LTD | 16/9/2016 | 16/9/2021 |
| 18 | AYATEKE STAR COMPANY LTD | 16/9/2016 | 16/9/2021 |
| 19 | AQUAVIRUNGA LTD | 20/9/2016 | 20/9/2024 |
| 20 | AQUAVIRUNGA LTD | 20/9/2016 | 20/9/2024 |
| 21 | SOCOTRIMLTD | 14/10/ 2016 | 14/10/2021 |
| 22 | S.T.E.F LTD | 29/11/2016 | 29/11/2021 |
| 23 | REGEP | 14/12/2016 | 14/12/2021 |
| 24 | AQUARWANDA | 16/12/2016 | 16/12/2021 |
| 25 | UBUZIMA BWIZA MKM | 16/12/2016 | 16/12/2021 |
| 26 | RUSAWACO-URUBOGOBOGO | 20/12/2016 | 20/12/2021 |
| 27 | WATRESCO | 8/3/2017 | 8/3/2022 |
| 28 | KOPERATIVE ICUNGA AMAZI (KIA) | 8/3/2017 | 8/3/2022 |
| 29 | KOPERATIVE MAZI SOKO Y'UBUZIMA KARONGI | 8/3/2017 | 8/3/2022 |

| | | | |
|--|---|------------|------------|
| 30 | MPANGA URUBOGOBOGO COMPANY Ltd | 28/4/2017 | /4/2022 |
| 31 | VISION WORK COMPANY Ltd | 19/05/2017 | 19/05/2022 |
| 32 | NEEP COMPANY Ltd | 6/6/2017 | 6/6/2022 |
| 33 | AJH Ltd | 14/07/2017 | 14/07/2022 |
| 34 | AYATEKE STAR COMPANY Ltd | 23/08/2017 | 23/08/2022 |
| 35 | AYATEKE STAR COMPANY Ltd | 23/8/2017 | 23/8/2022 |
| 36 | AYATEKE STAR COMPANY Ltd | 14/9/2017 | 14/9/2022 |
| 37 | REDEC Ltd | 4/9/2017 | 4/9/2022 |
| 38 | BES LTD | 19/10/2017 | 19/10/2022 |
| 39 | AYATEKE STAR COMPANY Ltd | 13/10/2017 | 13/10/2022 |
| 40 | MEGACOS Ltd | 25/10/2017 | 25/10/2022 |
| 41 | SOCIETE DE COMMERCE ET DE PROTECTION DE L'ENVIRONNEMENT | 26/10/2017 | 26/10/2022 |
| 42 | SAEB Ltd | 14/03/2018 | 14/03/2023 |
| 43 | NIBWOBUZIMA Ltd | 22/3/2018 | 22/3/2023 |
| 44 | COREBIKI LTD | 1/6/2018 | 1/6/2023 |
| Rural Water Supply (Management of Complex Water Supply Infrastructure-(MCWSI) | | | |
| 1 | AQUAVIRUNGA LTD | 20/9/2016 | 20/9/2024 |

Source: RURA, June 2018

Figure 3: Distribution of licensed rural water supply providers per province as of June 2018



Source: RURA, June 2018

During the second quarter of the year 2018, there are 14 licensees supplying water in Northern, 10 in Southern, 11 in Western, and other 9 in Eastern province whereas only there is 1 operator supplying water in the City of Kigali.

PART II: SANITATION

In the need to increase the hygiene and cleaning services in Rwanda, there are five categories of licenses issued namely cleaning services, liquid waste water treatment system, liquid waste collection and transportation, waste recycling, solid waste collection and transportation.

Table 9: List of licensed cleaning service operators as of June 2018

| SN | Name of licensee | Date of issuance/Re-newal | Expiry date |
|-----------|--|----------------------------------|--------------------|
| 1 | First Cleaning Company | 8-Nov-17 | 8-Oct-22 |
| 2 | Call Me Ltd | 26-Apr-17 | 18-Apr-22 |
| 3 | Trustco Rwanda Ltd | 30/11/2017 | 10/4/2022 |
| 4 | ASK Rwanda Ltd | 27/7/2017 | 21/5/2022 |
| 5 | Sinaius Cleaning Services Ltd | 15/5/2017 | 9/5/2022 |
| 6 | Kg Harvest Co Ltd | 5/9/2017 | 7/5/2022 |
| 7 | The Equinox Co. Ltd | 7/12/2017 | 17-Oct-22 |
| 8 | General Business Enterprise Ltd | 4-Jun-17 | 4-Jun-22 |
| 9 | Shelter International | 27/3/2018 | 8/8/2022 |
| 10 | Entreprise Ikitegetse M. Rose La Vie Saine | 13/10/2017 | 31/7/2022 |
| 11 | Ecogenial Services | 19/2/2018 | 31/7/2022 |
| 12 | Clean World Enterprises | 23-Oct-17 | 23-Sep-22 |
| 13 | Horizon Art Ltd | 10-Nov-17 | 6-Nov-22 |
| 14 | Nyakana & Brothers Ltd | 6/10/2017 | 23-Sep-22 |
| 15 | Egipro Rwanda Ltd | 27 July 2017 | 24-Aug-22 |
| 16 | Dalin Ltd | 6-Oct-16 | 22-Aug-21 |
| 17 | Reliance Cleaning Services Ltd | 5/12/2017 | 17/9/2022 |
| 18 | Direct Services Ltd | 17/11/ 2017 | 27-Oct-22 |
| 19 | N.D.M Cleaning Ltd | 6/3/2018 | 17/9/2022 |
| 20 | Techno Stars Ltd | 2/10/2017 | 19/9/2022 |
| 21 | Haki Cleaning Company Ltd | 9/4/2018 | 13 /10/2023 |
| 22 | M.J Advanced Services Ltd | 29/12/2017 | 6/10/2022 |
| 23 | First In First Out (Fifo) Ltd | 13-Nov-17 | 22-Oct-22 |
| 24 | Prominent General Services Ltd | 9/2/2018 | 22/10/2020 |
| 25 | Guma General Services & Suppliers Ltd | 29/12/2017 | 21/11/2022 |

| | | | |
|----|--|------------|------------|
| 26 | High Prosper Services Ltd | 20-Dec-17 | 8-Dec-22 |
| 27 | E.M.J Cleaning Services Ltd | 20-Dec-17 | 8-Dec-22 |
| 28 | Decision Cleaning Ltd | 8-Jun-18 | 12-Dec-22 |
| 29 | M.ZI Ltd | 10-Nov-17 | 15-Dec-22 |
| 30 | ENDESCO Ltd | 17-Jan-17 | 17-Jan-22 |
| 31 | S.C.H.A Ltd | 12-Oct-16 | 21-Jan-21 |
| 32 | Tresor Company Ltd | 21-Oct-16 | 28-Feb-21 |
| 33 | MUBIDU Ltd | 7-Jun-17 | 7-Mar-21 |
| 34 | Inema Company Ltd | 6/4/2018 | 20-Mar-23 |
| 35 | Jesus Is The Answer Ltd | 23/9/2016 | 25/4/2021 |
| 36 | Shema General Services Ltd | 21-Oct-16 | 10-Jun-21 |
| 37 | E.K.G Ltd | 14-Jun-18 | 22/6/2023 |
| 38 | Atlas General Logistics & Supplies Ltd | 6-Oct-16 | 26-Jun-21 |
| 39 | Good To Better Ltd | 18/6/2018 | 26/7/2023 |
| 40 | K.I.C Ngoma Ltd | 7-Aug-16 | 7-Aug-18 |
| 41 | Forefront Services Ltd | 9/3/2018 | 14/11/2021 |
| 42 | N Property And Cleaning Company Ltd | 28-Dec-16 | 28-Dec-21 |
| 43 | Kigali Multiservice Cooperative (Kmc) | 9-Jan-17 | 9-Jan-22 |
| 44 | Abitanga Gicumbi Ltd | 20/6/2017 | 13/1/2022 |
| 45 | Difficult Access Solutions Ltd | 24/4/2017 | 27/2/2022 |
| 46 | Comfart Safaris Ltd | 14-Mar-17 | 14-Mar-22 |
| 47 | New Life Nt & Mv Ltd | 26-Apr-17 | 1-Apr-22 |
| 48 | Soe Ltd | 5/2/2018 | 5/2/2023 |
| 49 | Cooperative Umusingi W'iterambere/Ruli | 6/9/2017 | 14/5/2022 |
| 50 | Agruni Ltd | 22/6/2018 | 8/7/2022 |
| 51 | RK Global Business Ltd | 7/12/2017 | 8/7/2022 |
| 52 | Host Rwanda Ltd | 6/9/2017 | 14/7/2022 |
| 53 | Exostive Turns Ltd | 8/2/2017 | 14/7/2022 |
| 54 | Senior Services | 21-Aug-17 | 25-Aug-22 |
| 55 | Kabod Services Ltd | 25/10/2017 | 25/8/2022 |
| 56 | Sukuranumwete Ltd | 6/10/2017 | 5/9/2022 |
| 57 | JCN Services Ltd | 19/10/2017 | 5/9/2022 |
| 58 | Young Cleaners Ltd | 24/5/2018 | 11/9/2022 |
| 59 | COOPROHAPE | 10/4/2018 | 19/9/2022 |
| 60 | Crest Venture Ltd | 20/2/2018 | 13/10/2022 |
| 61 | Positive Thinking Ltd | 9/2/2018 | 9/3/2023 |
| 62 | Jos Cloud Nine Ltd | 28/6/2018 | 30/3/2023 |
| 63 | Iq Umurimo Ltd | 6/6/2018 | 19-May-23 |
| 64 | Gold Cleaning Company & Supply Ltd | 21/6/2018 | 21/5/2023 |
| 65 | Tabara Ltd | 14-Jun-18 | 3-Jun-23 |
| 66 | Muvara Business Services Ltd | 15-Jul-16 | 15-Jul-18 |

| | | | |
|-----|--|------------|------------|
| 67 | SICOK Ltd | 15-Jul-16 | 15-Jul-18 |
| 68 | Honest General Business Ltd | 15-Jul-16 | 15-Jul-18 |
| 69 | Fast Net Company Ltd | 15-Jul-16 | 15-Jul-18 |
| 70 | Lead & Wash Company Ltd | 21-Jul-16 | 21-Jul-18 |
| 71 | ACAPE Cooperative | 25-Jul-16 | 25-Jul-18 |
| 72 | Ana Humphreys Ltd | 2-Aug-16 | 2-Aug-18 |
| 73 | KOTAC Ltd | 11-Aug-16 | 11-Aug-18 |
| 74 | UE Cleaning, Courier And General Business Ltd | 11-Aug-16 | 11-Aug-18 |
| 75 | Anthurium Ltd | 11-Aug-16 | 11-Aug-18 |
| 76 | Emeza Betterworks Company Ltd | 14-Sep-16 | 14-Sep-18 |
| 77 | Crown Multiservices Company Ltd | 15/6/2017 | 27-Sep-18 |
| 78 | Longitudes Company (LC) Ltd | 6-Oct-16 | 6-Oct-21 |
| 79 | Original Services Ltd | 14-Oct-16 | 14-Oct-21 |
| 80 | WITRACO Ltd | 14-Oct-16 | 14-Oct-21 |
| 81 | BRASCO Ltd | 27/10/2016 | 27/10/2021 |
| 82 | Ellion Business Ltd | 27/10/2016 | 27/10/2021 |
| 83 | Bara Afrika Ltd | 27/10/2016 | 27/10/2021 |
| 84 | Umbrella Pine Cleaning Ltd | 28/10/2016 | 28/10/2021 |
| 85 | Fast Cleaners Ltd | 3/11/2016 | 3/11/2021 |
| 86 | Region Flowers Company Ltd | 3/11/2016 | 3/11/2021 |
| 87 | Flower Company Ltd | 14/11/2016 | 14/11/2021 |
| 88 | Vava Tony Ltd | 23/11/2016 | 23/11/2021 |
| 89 | BAJ Ltd | 25/11/2016 | 25/11/2021 |
| 90 | Real Consult Ltd | 29/11/2016 | 29/11/2021 |
| 91 | Alichris Ltd | 7/12/2016 | 7/12/2021 |
| 92 | RMNK Ltd | 22/12/2016 | 22/12/2021 |
| 93 | Mujoyce Services And Supply Ltd | 28/3/2017 | 28/3/2022 |
| 94 | Societe Familiale (Sofa) Ltd | Jun-17 | Jun-22 |
| 95 | Clean Home Rwanda Ltd | Jun-17 | Jun-22 |
| 96 | Mass Handlers Ltd | Jun-17 | Jun-22 |
| 97 | Bharosa Company Ltd | Jun-17 | Jun-22 |
| 98 | Twigire Vision Company Ltd | 21-Jun-17 | 21-Jun-22 |
| 99 | Dateline | 21-Jun-17 | 21-Jun-22 |
| 100 | Multi-Entrepreneurs Services Company Ltd (MESCO) | 23-Jun-17 | 23-Jun-22 |
| 101 | Cokiubu Cooperative | 12-Jul-17 | 12-Jul-22 |
| 102 | Trade And Service Company Ltd | 20-Jul-17 | 20-Jul-22 |
| 103 | Baji Com Ltd | 3/8/2017 | 3/8/2022 |
| 104 | Ghp Company Ltd | 15/8/2017 | 15/8/2022 |
| 105 | T &D Cleaners Ltd | 25/8/2017 | 25/8/2022 |
| 106 | Edepres –Twifashe Ltd | 25/8/2017 | 25/8/2022 |
| 107 | Karg Business Ltd | 5/9/2017 | 5/9/2022 |

| | | | |
|------------|---|------------|------------|
| 108 | Clabuso Ltd | 2/10/2017 | 2/10/2022 |
| 109 | Youth Solutions Ltd | 4/10/2017 | 4/10/2022 |
| 110 | HJ Ineza Ltd | 5/10/2017 | 5/10/2022 |
| 111 | Legit Events Décor Ltd | 5/10/2017 | 5/10/2022 |
| 112 | Work And Grow Company Ltd | 11/10/2017 | 11/10/2022 |
| 113 | Boni Suppliers Ltd | 18/10/2017 | 18/10/2022 |
| 114 | La Lionne.T Ltd | 19/10/2017 | 19/10/2022 |
| 115 | Progressive Rwanda Women Ltd | 2/11/2017 | 2/11/2022 |
| 116 | Societe De Commerce Et De Protection De l'Environnement Ltd | 2/11/2017 | 2/11/2022 |
| 117 | DUFRA Ltd | 3/11/2017 | 3/11/2022 |
| 118 | Discovery Investment Group Ltd | 5/12/2017 | 5/12/2022 |
| 119 | Garu Supply Ltd | 5/12/2017 | 5/12/2022 |
| 120 | Go Sparkling & Green Co. Ltd | 5/12/2017 | 5/12/2022 |
| 121 | SCC Services Ltd | 5/12/2017 | 5/12/2022 |
| 122 | I.P.E .C Ltd | 5/12/2017 | 5/12/2022 |
| 123 | Umucyo Wera Cleaning Ltd | 22/12/2017 | 22/12/2022 |
| 124 | Goods And Services Supplies Ltd | 22/12/2017 | 22/12/2022 |
| 125 | Care Soap Ltd | 2/2/2018 | 2/2/2023 |
| 126 | Nickel Company Ltd | 22/2/2018 | 22/2/2023 |
| 127 | Tm Progress Company Ltd | 23/2/2018 | 23/2/2023 |
| 128 | Yasini Company Ltd | 23/2/2018 | 23/2/2023 |
| 129 | Atecoges Ltd | 23/2/2018 | 23/2/2023 |
| 130 | Trust And Work Ltd | 2/3/2018 | 2/3/2023 |
| 131 | Kigali Proper Company & General Services Ltd | 6/3/2018 | 6/3/2023 |
| 132 | Imena Promoters Ltd | 21/3/2018 | 21/3/2021 |
| 133 | Ushindi Ltd | 26/3/2018 | 26/3/2023 |
| 134 | Swift Clean Ltd | 28/3/2018 | 28/3/2023 |
| 135 | Real Harmony Company Ltd | 13/4/2018 | 13/4/2023 |
| 136 | New Fashion Company Ltd | 23/4/2018 | 23/4/2023 |
| 137 | All Of Us We Can Ltd | 23/4/2018 | 23/4/2023 |
| 138 | UWJF Company Ltd | 26/4/2018 | 26/4/2023 |
| 139 | Wide Vision Company Ltd | 7/5/2018 | 7/5/2023 |
| 140 | Light Trade Ltd | 8-May-18 | 8-May-23 |
| 141 | Ubumwe Cleaning Services (UCS) Ltd | 11-May-18 | 11-May-23 |
| 142 | High Security And Clean Company | 11-May-18 | 11-May-23 |
| 143 | Imperial Services Ltd | 6/6/2018 | 6/6/2023 |
| 144 | Woord Group Ltd | 18/6/2018 | 18/6/2023 |
| 145 | Trust Africa Supplies Ltd | 18/6/2018 | 18/6/2023 |
| 146 | Crony Company Ltd | 21/6/2018 | 21/6/2023 |

Source: RURA, June 2018

Table 10: List of licensed of liquid waste water treatment system operators as of June 2018

| SN | Name of licensee | Date of issuance/ Re- newal | Expiry date |
|----|---------------------------------------|--------------------------------|----------------|
| 1 | KEN LUXURY RWANDA Ltd | 15 June 2017 | 15-Jun-22 |
| 2 | STAR CONSTRUCTION AND CONSULTANCY Ltd | 3-Nov-17 | 3-Nov-22 |

Source: RURA, June 2018

Table 11: List of licensed liquid waste collection and transportation operators as of June 2018

| SN | Name of licensee | Date of issuance/Renewal | Expiry date |
|----|------------------------------------|--------------------------|-------------|
| 1 | SEWAGE TECHNOLOGY Ltd | 5/12/2017 | 5/12/2022 |
| 2 | KANGUKA BUSINESS COMPANY Ltd | 30/1/2018 | 30/1/2023 |
| 3 | MIDAS SPARE PARTS AND SERVICES Ltd | 16/4/2018 | 16/4/2023 |

Source: RURA, June 2018

Table 12: List of licensed solid waste collection and transportation services operators as of June 2018

| SN | Name of licensee | Date of issued | Expiration date |
|------------------------|--------------------------------------|----------------|-----------------|
| First Category | | | |
| 1 | Real Environmental Protectors | 6/8/2013 | 6/8/2018 |
| 2 | Umurimo Mwiza Ltd | 9/7/2013 | 9/7/2018 |
| 3 | Ubumwe Cleaning Services | 4/4/2018 | 17/04/2023 |
| 4 | COPEDE | 17/12/2013 | 17/12/2018 |
| 5 | AGRUNI LTD | 28/01/2014 | 28/01/2019 |
| 6 | Baheza General Services | 20/01/2014 | 20/01/2019 |
| 7 | COCEN | 12/3/2014 | 12/3/2019 |
| 8 | ACAPE | 21/07/2014 | 21/07/2019 |
| 9 | Cooperative Indatwa (Inkeragutabara) | 20/02/2015 | 20/02/2020 |
| 10 | New life NT & MVK LTD | 2/3/2015 | 2/3/2020 |
| 11 | CESCO Company | 19/05/2015 | 19/05/2020 |
| 12 | Inzira Nziza Company | 16/06/2015 | 16/06/2020 |
| 13 | Keen Kleeners Limited | 16/02/2016 | 16/02/2021 |
| Second Category | | | |
| 1 | M.ZI LTD | 13/09/2017 | 8/9/2020 |
| 2 | KOPIBO | 7/7/2015 | 7/7/2018 |
| 3 | Develop Our Families | 1/6/2016 | 1/6/2019 |
| 4 | E.K.G LTD | 16/03/2018 | 16/03/2021 |

| Third Category | | | |
|-----------------------|---|------------|------------|
| 1 | Guma General Services and Suppliers Ltd | 6/10/2015 | 6/10/2018 |
| 2 | RITM Ltd | 12/11/2015 | 12/11/2018 |
| 3 | COOPADI Duharane | 24/10/2016 | 24/10/2019 |
| 4 | Koperative BUCOWASSACO | 24/04/2017 | 24/04/2020 |
| 5 | AJH LTD | 20/10/2017 | 20/10/2020 |
| 6 | Rwagasore Cleaners & Services Ltd | 6/12/2017 | 6/12/2020 |

Source: RURA, June 2018

Table 13: Applicable tariff for waste collection and transportation in Kigali City

| District | Sector | Cross-subsidy tariff (FRW) per month for two sacks in a week for household | | |
|-------------------|------------|--|-----------------------|-----------------------|
| | | Lower income earners | Middle income earners | Higher income earners |
| Nyarugenge | Mageragere | 2,300 | 4,600 | 6,900 |
| | Kanyinya | 2,000 | 4,100 | 6,100 |
| | Nyamirambo | 2,000 | 3,900 | 5,900 |
| | Kigali | 2,100 | 4,100 | 6,200 |
| | Kitega | 1,900 | 3,800 | 5,700 |
| | Rwezamenyo | 1,800 | 3,600 | 5,500 |
| | Nyakabanda | 1,900 | 3,800 | 5,600 |
| | Muhima | 1,800 | 3,700 | 5,500 |
| | Nyarugenge | 1,800 | 3,600 | 5,300 |
| | Kimisagara | 1,900 | 3,700 | 5,600 |
| Kicukiro | Gahanga | 1,800 | 7,500 | 11,200 |
| | Gatenga | 1,200 | 5,100 | 7,700 |
| | Gikondo | 1,000 | 4,000 | 6,000 |
| | Kagarama | 1,800 | 3,700 | 5,500 |
| | Kanombe | 1,900 | 3,900 | 5,800 |
| | Kicukiro | 1,900 | 3,900 | 5,800 |
| | Kigarama | 1,900 | 3,700 | 5,600 |
| | Masaka | 2,100 | 4,300 | 6,400 |
| | Niboye | 1,800 | 3,600 | 5,400 |
| | Nyarugunga | 2,200 | 4,300 | 6,500 |
| Gasabo | Bumbogo | 2,200 | 4,400 | 6,500 |
| | Gikomero | 2,000 | 3,900 | 5,900 |
| | Rusororo | 1,900 | 3,800 | 5,700 |
| | Jabana | 1,700 | 3,300 | 5,000 |
| | Ndera | 1,800 | 3,700 | 5,500 |
| | Kinyinya | 1,800 | 3,500 | 5,300 |

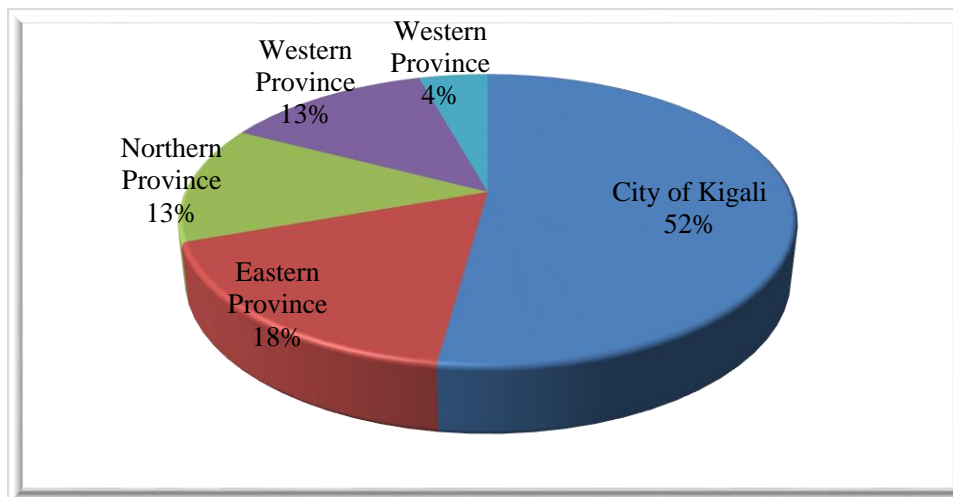
| | | | | |
|--|------------|-------|-------|-------|
| | Kimihurura | 1,700 | 3,400 | 5,200 |
| | Remera | 1,700 | 3,400 | 5,200 |
| | Rutungu | 2,000 | 3,900 | 5,900 |
| | Jali | 1,900 | 3,900 | 5,800 |
| | Nduba | 1,700 | 3,300 | 5,000 |
| | Kimironko | 1,700 | 3,300 | 5,000 |
| | Kacyiru | 1,700 | 3,300 | 5,000 |
| | Gisozi | 1,700 | 3,500 | 5,200 |
| | Gatsata | 1,700 | 3,400 | 5,100 |

Table 14: List of Waste recycling operators as of June 2018

| SN | Name of licensee | Date of issued | Expiration date |
|----|-------------------|----------------|-----------------|
| 1 | ECOPLASTIC | 6/1/2016 | 6/1/2021 |
| 2 | AGRUNILTD | 22/09/2016 | 22/09/2021 |
| 3 | GREEN CARE Rwanda | 25/9/2017 | 25/9/2022 |

Source: RURA, June 2018

Figure 4: Distribution of solid waste collection and transportation operators across provinces and Kigali City as of June 2018



Source: RURA, June 2018