



**KEY STATISTICS IN WATER AND SANITATION AS OF JUNE  
OF THE YEAR 2016**

**Prepared by:  
Economic Regulation Unit**

## TABLE OF CONTENTS

PART I. WATER SUBSECTOR .....	3
PART II. SANITATION SUBSECTOR .....	8
II.1. CLEANING SERVICES OPERATORS.....	8
I.I.2. SOLID WASTE COLLECTION AND TRANSPORTATION.....	12

## LIST OF TABLES

Table 1: Water subscribers as of June of the year 2016 .....	3
Table 3: Trend in water production as of the second year 2016 .....	5
Table 2: Water Treatment plants, their installed capacity and production as of June of the year 2016 .....	5
Table 4: Water Supplied, Billed and NRW as of the 2 <sup>nd</sup> quarter of the year 2016.....	7
Table 5: Applicable tariff by consumption block (VAT exclusive) and customer category .....	8
Table 6: List of cleaning operators licensed as of June of the year 2016 .....	8
Table 7 : Licensed operator in solid waste collection and transportation as of June of the year 2016.....	12

## PART I. WATER SUBSECTOR

### 1. Water Subscribers

As of June of the year 2016, the total number of water subscribers increased from 171,363 which was recorded at the end of March 2016 to 175,646 as of June 2016. These subscribers are distributed along different WASAC Branches. 53% of the total customers are in the City of Kigali and 47% are distributed in the provinces. This difference is mainly attributed to the fact that, some people in the provinces consume water supplied by Private Water Service Providers.

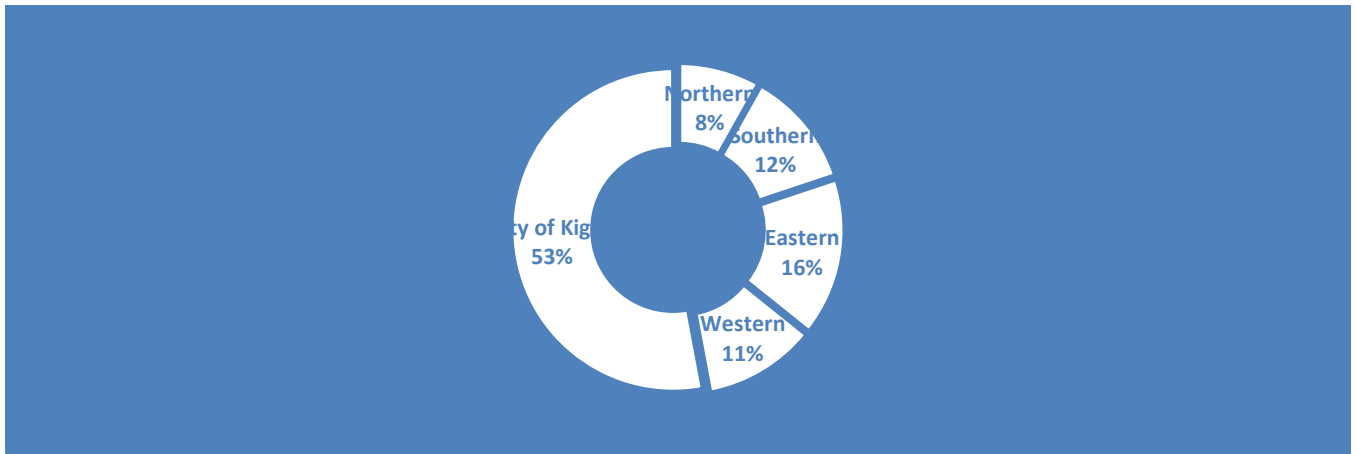
Table 1: Water subscribers as of June of the year 2016

Name of the Province	Mar-16	Jun-16	Variation (%)
Northern	13,914	14,313	2.9
Southern	19,942	20,608	3.3
Eastern	27,225	27,885	2.4
Western	19,291	19,841	2.9
City of Kigali	90,991	92,999	2.2
<b>Total</b>	<b>171,363</b>	<b>175,646</b>	

Source: RURA, 2016

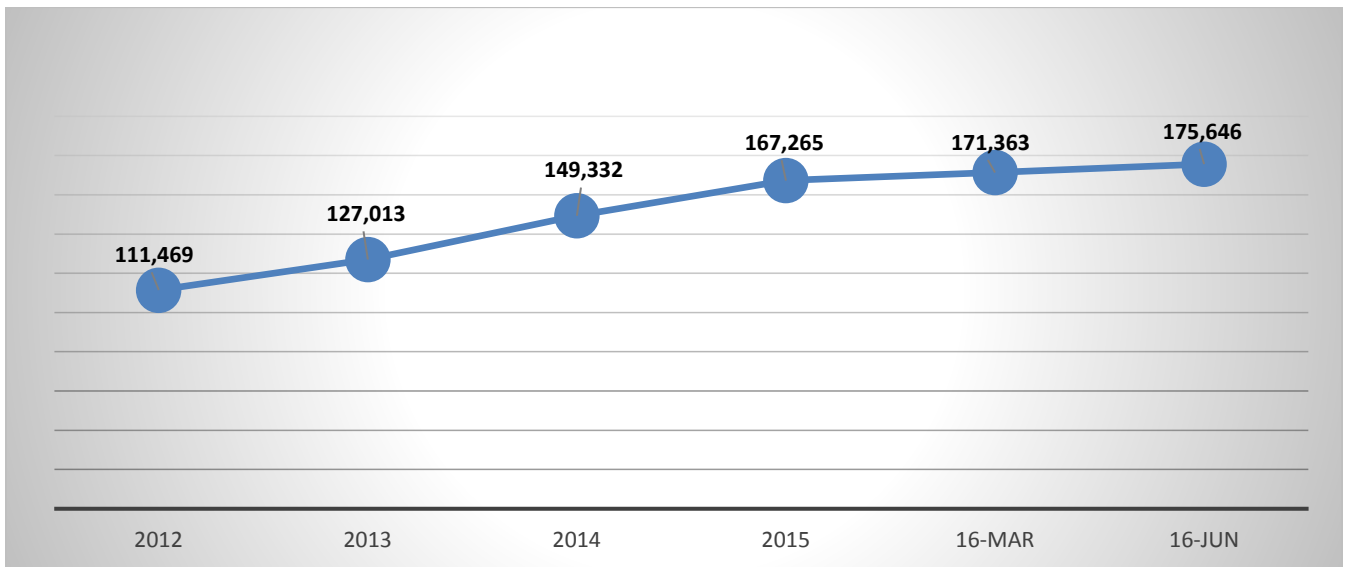
Water subscribers increased from 171,363 subscribers in first quarter 2016 to 175,646 subscribers in the quarter under review; this represents an increase of 2% over the second quarter of the year 2016.

Figure 1 : Distribution of customers across provinces and the City of Kigali as of June of the year 2016



Source: WASAC 2016

Figure 2: Trend in water subscribers from 2012- June2016



Source: WASAC, 201

## 2. Water Production, Supplied & Billed

Table 2: Trend in water production as of the second year 2016

WTP	Apr	May	June	Total
Kimisagara	825,397	877,169	818,257	2,520,823
Karenge	481,787	501,816	464,704	1,448,307
Nzove	1,129,193	1,081,209	1,237,812	3,448,214
Kadahokwa	186,132	192,507	189,054	567,693
Gihira	226,754	256,455	268,323	751,532
Mutobo	188,374	195,637	228,343	612,354
Gihuma	69,871	77,908	78,186	225,965
Cyunyu	54,096	56,106	60,499	170,701
Gisuma	52,609	52,203	51,382	156,194
Mpanga	68,476	74,647	70,916	214,039
Muhazi	104,980	109,815	105,627	320,422
Rwasaburo	36,938	41,342	36,655	114,935
Kanyabusage	36,998	38,445	39,843	115,286
Nyamabuye	48,001	52,993	48,113	149,107
Nyagatare	141,024	159,841	166,819	467,684
Ngenda	95,378	107,264	100,911	303,553
Kibonabose	7,200	7,821	7,950	22,971
Gashyusha	9,316	6,901	4,525	20,742
<b>Total</b>	<b>3,762,524</b>	<b>3,890,079</b>	<b>3,977,919</b>	<b>11,630,522</b>

Source: WASAC, June 2016

The above figure portrays that water production increased by 7% from 10,883,737m<sup>3</sup> recorded in the first quarter of the year 2015 to 11,630,522m<sup>3</sup> recorded in the second quarter of the year 2016.

Table 3: Water Treatment plants, their installed capacity and production as of June of the year 2016

Supplied City, Town or Center	Name of water treatment plant	Date of installation/extension	Installed capacity (m3/day)	Current Production m <sup>3</sup> /day	%Age	
<b>Kigali City</b>	Nyarugenge, Kicukiro, Gasabo	Kimisagara WTP	1981/1988	23,000	23,500	102.2%
		Sources (Mburabuturo, Rwamapara, Kizanye, Byimana, Gihogwe, Jali, Kin-yinya)	1975/2004	4,500	5,500	122.2%
		Nzove WTP	2003/2009/2016	45,000	45,000	100.0%
		Karenge WTP	1978 / AIDR	3,500		
			1986 /SADE	6,000		
		2008/SOGEA	12,000	15,500	129.2%	
<b>Southern</b>	HUYE	Kadahokwa WTP	1982/2005 /2015	2000/5610/7200	6,240	86.7%

		Ngoma Source	1940/1998	720	150	20.8%
		Mbazi Source	1974/2009	432	150	34.7%
	MUHANGA	Gihuma WTP	1987/2015	4,200	2,500	59.5%
	NYANZA & RUHANGO	Mpanga WTP	1984/2006/2014	3,600	2,600	72.2%
	NYAMAGABE	Gisuma WTP	1987/2005	576	1,200	208.3%
	NYARUGURU	Nyabimata WTP	2013	1500	300	20.0%
	NYARUGURU	Mata wtp	2013	500	300	60.0%
<b>Western</b>	RUBAVU	Gihira WTP	1987	7,400	8,600	116.2%
	RUSIZI	Cyunyu WTP	1987	1,300	1,200	92.3%
	RUSIZI	Ruhondo source	2010	500	700	140.0%
	RUSIZI	Kibonabose	2013	400	240	60.0%
	RUSIZI	Gashyha- Muganza	2014	1,500	700	46.7%
	KARONGI	Rubengera Source	2012	500	350	70.0%
	KARONGI	Kanyabusage WTP	1986	420	850	202.4%
<b>Northern</b>	MUSANZE	Mutobo WTP	1987/1994	12,500	6,281	50.2%
	GICUMBI	Miyove - Rusekera	2013	150	100	66.7%
	GICUMBI	Nyamabuye WTP	1988	850	1,450	170.6%
<b>Eastern</b>	RWAMAGANA	Muhazi WTP	1986/2004	1,200	3,700	308.3%
	KAYONZA	Kazabazana	2013	400	600	150.0%
	KAYONZA	Cyatokwe	2013	600	750	125.0%
	BUGESERA	Ngenda WTP	1998/2014	2400/2000	3,100	129.2%
	BUGESERA	Rwakibilizi	2012	300	400	133.3%
	NGOMA	Rwasaburo WTP	1986	500	640	128.0%
	NGOMA	Bunono	2009	500	710	142.0%
	GATSIBO	Rwasama	2013	250		
	GATSIBO	Rwobe - Gashure	2013	150		
	GATSIBO	Kanwiriri	2013	170	150	88.2%
	GATSIBO	Byimana	1982/2002/2014	400	350	87.5%
	GATSIBO	Cyampirita	2015	500	120	24.0%
	GATSIBO	Rwabigeyo	1982/1984/2012	500	400	80.0%
	GATSIBO	NKG	2013	50		
	NYAGATARE	Cyondo	1982/2014/2015	5000	2,500	50.0%
	NYAGATARE	Gihengeri	1982/2016	3500	2,400	68.6%
	NYAGATARE	Nyabwishongwezi	1998/2011	300	150	50.0%
	NYAGATARE	Tovu	1982/2012/2015	1200	560	46.7%
	Average Total production: m3/day			128,326	139,941	109.1%

Figure 3: Trend in water production from September 2015-June 2016

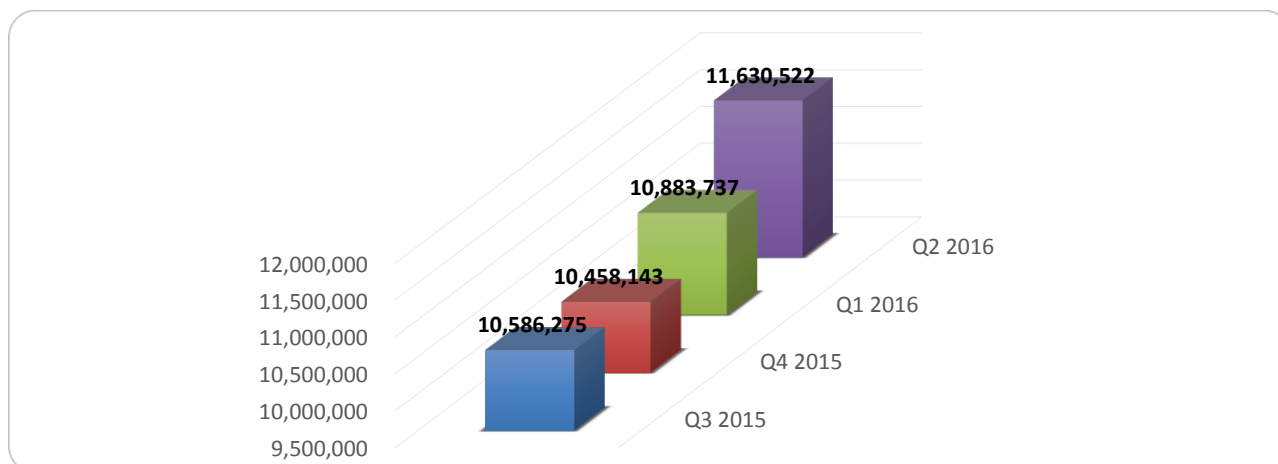


Table 4: Water Supplied, Billed and NRW as of the 2<sup>nd</sup> quarter of the year 2016

#	Branches	Water Supplied	Water Billed	Loss	NRW (%)
1	KIGALI City	6,610,341	4,199,404	2,410,937	36
2	MUHANGA	202,668	155,730	46,938	23
3	RUBAVU	716,042	390,504	325,538	45
4	MUSANZE	599,911	373,946	225,965	38
5	RUSIZI	207,248	163,357	43,891	21
6	HUYE	540,548	320,972	219,576	41
7	NYANZA	140,833	94,138	46,695	33
8	NGOMA	112,474	81,428	31,047	28
9	GICUMBI	136,262	81,218	55,044	40
10	RWAMAGA	491,961	245,195	246,765	50
11	NYAMAGABE	138,323	95,615	42,708	31
12	KARONGI	112,928	76,345	36,585	32
13	NYAGATARE	454,817	256,850	197,968	44
14	BUGESERA	287,909	210,658	77,252	27
15	RUHANGO	79,887	52,937	26,950	34
<b>Total</b>		10,832,152	6,798,297	4,033,859	37

Source: WASAC, June 2016

### 3. Water tariff

Table 5: Applicable tariff by consumption block (VAT exclusive) and customer category

Category	
0-5 m <sup>3</sup>	323
6-20 m <sup>3</sup>	331
21-50 m <sup>3</sup>	413
51-100 m <sup>3</sup>	736
> 100 m <sup>3</sup>	847
Industries	736

Source: Board Decision No 002/BD/ICA-CLIA/RURA/2015

## PART II. SANITATION SUBSECTOR

In the need to increase the hygiene and cleaning services in the city of Kigali and other parts of the country there are two categories of licenses issued namely cleaning and solid waste collection and transportation. As of June 2016 there were 144 licensed companies licensed in the cleaning category and 21 companies licensed in the category of solid waste collection and transportation.

### II.1. CLEANING SERVICES OPERATORS

Table 6: List of cleaning operators licensed as of June of the year 2016

No	Licensee	Date of issuance	Expiry date
1	FIRST CLEANING COMPANY	7-Oct-15	7-Oct-17
2	ESCOM LIMITED	10-Sep-15	10-Sep-17
3	CALL ME LTD	17-Apr-15	17-Apr-17
4	TRUSTCO RWANDA LTD	9-Apr-15	9-Apr-17
5	ASK RWANDA (A.R) LTD	20-May-15	20-May-17
6	SINAIUS CLEANING SERVICES LTD	8-May-15	8-May-17
7	KG HARVEST CO LTD	4-May-15	4-May-17
8	THE EQUINOX CO. LTD	16-Oct-15	16-Oct-17
9	GENERAL BUSINESS ENTERPRISE LTD	3-Jun-15	3-Jun-17
10	COVEGAPROH	12-Oct-15	12-Oct-17
11	TOP CLEANERS LTD	16-Sep-15	16-Sep-17
12	SHELTER INTERNATIONAL	7-Aug-15	7-Aug-17
13	ENTREPRISE IKITEGETSE M. ROSE LA VIE SAINTE	30-Jul-15	30-Jul-17
14	ECO GENERAL SERVICES LTD	30-Jul-15	30-Jul-17



15	CLEAN WORLD ENTERPRISES	22-Sep-15	22-Sep-17
16	HORIZON ART	5-Nov-15	5-Nov-17
17	NYAKANA & BROTHERS LTD	22-Sep-15	22-Sep-17
18	KPC GENERAL SERVICES	22-Sep-15	22-Sep-17
19	KELIFA CLEANING SERVICES LTD	21-Aug-13	21-Aug-15
20	EGIPRO RWANDA LTD	22-Aug-13	22-Aug-15
21	PRONET INTERNATIONAL LTD	23-Aug-13	23-Aug-15
22	RELIANCE CLEANING SERVICES LTD	16-Sep-15	16-Sep-17
23	DIRECT SERVICES LTD	30-Aug-13	30-Aug-15
24	N.D.M CLEANING LTD	16-Sep-15	16-Sep-17
25	TECHNO STARS LTD	18-Sep-15	18-Sep-17
26	HAKI CLEANING COMPANY LTD	12-Oct-15	12-Oct-17
27	M J ADVANCED SERVICES LTD	5-Oct-15	5-Oct-17
28	DADISE LTD	11-Oct-15	11-Oct-17
29	FIFO COMPANY LTD	21-Oct-15	21-Oct-17
30	GUMA GENERAL SERVICES & SUPPLIERS LTD	20-Nov-15	20-Nov-17
31	ENTREPRISE WISDOM	4-Dec-15	4-Dec-17
32	HIGH PROSPER SERVICES LTD	7-Dec-15	7-Dec-17
33	E.M.J CLEANING SERVICES LTD	7-Dec-15	7-Dec-17
34	DECISION CLEANING LTD	11-Dec-15	11-Dec-17
35	DISOS LTD	12-Dec-15	12-Dec-17
36	M.ZI LTD	14-Dec-15	14-Dec-17
37	ROYAL COMPANY LTD	24-Jan-14	24-Jan-16
38	INEMA COMPANY LTD	12-Mar-14	12-Mar-16
39	ENTREPRISE AMIE DE LA NATURE ET ENVIRON- NEMENT LTD	3-Jun-14	3-Jun-16
40	UMURIMO MWIZA LTD	20-Jun-14	20-Jun-16
41	E.K.G LTD	20-Jun-14	20-Jun-16
42	GOOD TO BETTER LTD	28-Jul-14	28-Jul-16
43	OTHIR COMPANY LTD	5-Aug-14	5-Aug-16
44	K.I.C NGOMA LTD	6-Aug-14	6-Aug-16
45	RUMBA CLEANING COMPANY LTD	12-Aug-14	12-Aug-16
46	INZIRA NZIZA SERVICES COMPANY LTD	5-Sep-14	5-Sep-16
47	SWICO LTD	22-Sep-14	22-Sep-16
48	SATURNE SERVICES LTD	30-Sep-14	30-Sep-16
49	SPOTICO LTD	13-Oct-14	13-Oct-16
50	BATIMENT CIVIL LTD	20-Oct-14	20-Oct-16
51	FOREFRONT SERVICES LTD	10-Nov-14	10-Nov-16
52	BLESSED SISTERS LTD	10-Nov-14	10-Nov-16

53	KA&CLD COMPANY LTD	10-Nov-14	10-Nov-16
54	FAIR SERVICES	17-Nov-14	17-Nov-16
55	N PROPERTY AND CLEANING COMPANY LTD	24-Nov-14	24-Nov-16
56	NJF GENERAL BUSINESS LTD	27-Nov-14	27-Nov-16
57	ENVIROCARE CONSULTANTS	30-Dec-14	30-Dec-16
58	HOMELAND EXECUTIVE SERVICES LTD	30-Dec-14	30-Dec-16
59	ORIENT GROUP LTD	30-Dec-14	30-Dec-16
60	KIGALI MULTISERVICE COOPERATIVE (KMC)	8-Jan-15	8-Jan-17
61	ABITANGA GICUMBI LTD	12-Jan-15	12-Jan-17
62	MUB CLEANER COMPANY LTD	5-Feb-15	5-Feb-17
63	CARE GENERAL BUSINESS LTD	16-Feb-15	16-Feb-17
64	DIFFICULT ACCESS SOLUTIONS LTD	26-Feb-15	26-Feb-17
65	WISDOM SUPPLY LTD	11-Mar-15	11-Mar-17
66	SAFACO LTD	13-Mar-15	13-Mar-17
67	COMFORT SAFARIS LTD	13-Mar-15	13-Mar-17
68	HIGH ELECTRO CENTRE LTD	19-Mar-15	19-Mar-17
69	NEW LIFE NT & MV LTD	30-Mar-15	30-Mar-17
70	QUICK STAR SERVICE RWANDA LTD	9-Apr-15	9-Apr-17
71	G.A.P.M LTD	17-Apr-15	17-Apr-17
72	CHEC LTD	22-Apr-15	22-Apr-17
73	SOE LTD	22-Apr-15	22-Apr-17
74	GIRISUKU COOPERATIVE	24-Apr-15	24-Apr-17
75	INKIKE COMPANY LTD	24-Apr-15	24-Apr-17
76	LOYAL TRUST COMPANY LTD	8-May-15	8-May-17
77	NEW GENERATION CLEANERS AND SUPPLIERS LTD	11-May-15	11-May-17
78	COOPERATIVE UMUSINGI W'ITERAMBERE/RULI	13-May-15	13-May-17
79	RWEMARK COMPANY LTD	13-May-15	13-May-17
80	ISESCO RWANDA LTD	22-May-15	22-May-17
81	ECOCLES LTD	22-May-15	22-May-17
82	UMUCYO 2M LTD	27-May-15	27-May-17
83	YAZIDIA COMPANY LTD	8-Jun-15	8-Jun-17
84	NICE MULTI SERVICE CO LTD	8-Jun-15	8-Jun-17
85	WOMEN STEP FORWARD LTD	25-Jun-15	25-Jun-17
86	IMBARAGAZUBAKA COOPERATIVE	2-Jul-15	2-Jul-17
87	E.S.T.P LTD	7-Jul-15	7-Jul-17
88	AGRUNI LTD	7-Jul-15	7-Jul-17
89	RK GLOBAL BUSINESS LTD	7-Jul-15	7-Jul-17
90	ISONGA CLEANING SERVICES LTD	9-Jul-15	9-Jul-17
91	HOST RWANDA LTD	13-Jul-15	13-Jul-15

92	EXOSTIVE TURNS LTD	13-Jul-15	13-Jul-15
93	A & B ONLINE LTD	13-Jul-15	13-Jul-15
94	SACA LTD	27-Jul-15	27-Jul-15
95	NCMGSC LTD	7-Aug-15	7-Aug-17
96	SENIOR CONSTRUCTION COMPANY LTD	24-Aug-15	24-Aug-17
97	ENVIROCARE TRUST LTD	24-Aug-15	24-Aug-17
98	ENDELESHA KAZI LTD	24-Aug-15	24-Aug-17
99	KABOD SERVICES LTD	24-Aug-15	24-Aug-17
100	SUKURANUMWETE LTD	4-Sep-15	4-Sep-17
101	JCN SERVICES LTD	4-Sep-15	4-Sep-17
102	YOUNG CLEANERS LTD	10-Sep-15	10-Sep-17
103	COOPROHAPE	18-Sep-15	18-Sep-17
104	MR CLEAN 4E LTD	23-Sep-15	23-Sep-17
105	URURABO CLEANING ENTERPRISE LTD	5-Oct-15	5-Oct-17
106	SECRATE COMPANY LTD	6-Oct-15	6-Oct-17
107	COOP TWITE KU ISUKU MU CYERECYEZO	12-Oct-15	12-Oct-17
108	CREST VENTURE LTD	14-Oct-15	14-Oct-17
109	NEMBA CLEANING COMPANY LTD	9-Nov-15	9-Nov-17
110	TUMAKEZA LTD	10-Nov-15	10-Nov-17
111	SERVICE MASTER CLEAN (SMAC) LTD	13-Nov-15	13-Nov-17
112	BROTHERS TRUST SERVICES LTD	20-Nov-15	20-Nov-17
113	LESCO LTD	7-Dec-15	7-Dec-17
114	MITCHANDRA COMPANY LTD	3-Dec-15	3-Dec-17
115	SOCIETE RUTAGANDA (SRA) LTD	11-Dec-15	11-Dec-17
116	UNIVERSAL DATA SOLUTIONS LTD	24-Dec-15	24-Dec-17
117	INDAME COMPANY LTD	13-Jan-16	13-Jan-18
118	TM SUPPLY COMPANY LTD	2-Feb-16	2-Feb-18
119	GORILLA CLEANING SERVICES	15-Feb-16	15-Feb-18
120	ITRAGC LTD	15-Feb-16	15-Feb-18
121	TABARA LTD	3-Mar-16	3-Mar-18
122	POSITIVE THINKING LTD	8-Mar-16	8-Mar-18
123	KEEN KLEENERS LTD	9-Mar-16	9-Mar-18
124	THE GGGS GENERAL SUPPLY LTD	9-Mar-16	9-Mar-18
125	ACUI CREATIVE CO LTD	18-Mar-16	18-Mar-18
126	IGIHOZO CLEANWELL LTD	18-Mar-16	18-Mar-18
127	AK CLEANING SOLUTION LTD	18-Mar-16	18-Mar-18
128	JOS CLOUD NINE LTD	29-Mar-16	29-Mar-18
129	ENTREPRISE RWIYEMEZAMIRIMO GASPARD	5-Apr-16	5-Apr-18
130	COVODEMI-BENGERANA	5-Apr-16	5-Apr-18
131	ACEON LTD	5-Apr-16	5-Apr-18

132	V & N SERVICES LTD	29-Apr-16	29-Apr-18
133	ECO STEAM WASH CORPORATION LTD	4-May-16	4-May-18
134	ZIDCO LTD	13-May-16	13-May-18
135	NIYOESP COMPANY LTD	18-May-16	18-May-18
136	IQ UMURIMO LTD	18-May-16	18-May-18
137	GOLD CLEANING COMPANY & SUPPLY LTD	20-May-16	20-May-18
138	MAXIMA B&H LTD	20-May-16	20-May-18
139	TABARA LTD	2-Jun-16	2-Jun-16
140	RRS LIMITED	3-Jun-16	3-Jun-18
141	RWANDA NITROGEN LTD	13-Jun-16	13-Jun-18
142	ZIRA LTD	22-Jun-16	22-Jun-18
143	PROGRESSIVE RWANDA WOMEN LTD	28-Jun-16	28-Jun-18
144	UNFOLDING FTR LTD	28-Jun-16	28-Jun-18

## 1.1.2. SOLID WASTE COLLECTION AND TRANSPORTATION

Table 7 : Licensed operator in solid waste collection and transportation as of June of the year 2016

		Area of operation	Date of issued	Expiration date
1	ISUKU KINYINYA	CoK	16/06/2013	16/06/2018
2	Real Environmental Protectors	CoK	9/7/2013	9/7/2018
3	KOPIBO	Western Province	20/08/2013	20/08/2018
4	Umurimo Mwiza Ltd	CoK	16/04/2013	16/04/2018
5	UBUMWE Cleaning Services	CoK	16/04/2013	16/04/2018
6	COPEDE	CoK	17/12/2013	17/12/2018
7	AGRUNI LTD	CoK	28/01/2014	28/01/2019
8	BAHEZA General Services	CoK	20/01/2014	20/01/2019
9	COCEN	CoK	12/3/2014	12/3/2019
10	M.ZI Ltd	Northern Province	08/09/2014	08/09/2017
11	G.A.P.M LTD	Northern Province	07/11/2014	07/11/2017
12	ACAPE	Western Province	21/07/2014	21/07/2019
13	BUSMED Ltd	Western Province	27/02/2015	27/02/2018
14	Cooperative Indatwa (Inkeragutabara)	CoK	20/02/2015	20/02/2020
15	New life NT & MVK LTD	CoK	2/3/2015	19/05/2020
16	CESCO Company	CoK	19/05/2015	19/05/2020
17	INZIRA NZIZA	CoK	16/06/2015	16/06/2020
18	Guma General Services and Suppliers Ltd	Eastern Province	06/10/2015	06/10/2018
19	RITM Ltd	Northern Province	12/11/2015	12/11/2018
20	KEEN KLEENERS LIMITED	CoK	16/02/2016	16/02/2021
21	Develop our families	Western Province	01/06/2016	01/06/2016

