



**MOBILE-CELLULAR TELEPHONE SUBSCRIPTIONS  
REPORT AS OF JANUARY 2023**

**Disclaimer:** Information provided in this report is subject to alteration in case of any revision or update deemed necessary.

## 1. Mobile-cellular telephone subscriptions as of January 2023

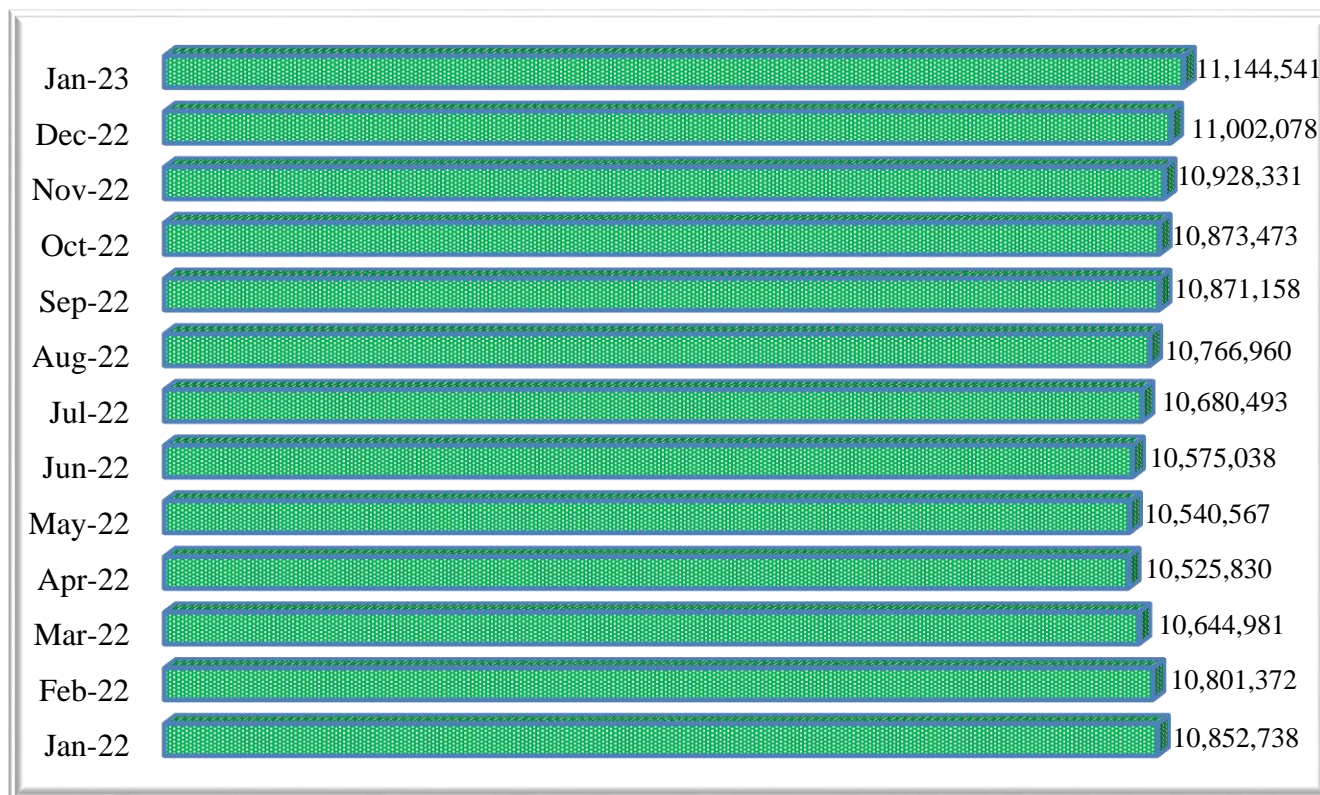
The total number of active mobile-cellular telephone subscriptions<sup>1</sup> in Rwanda increased from 11,002,078 as of December 2022 up to 11,144,541 SIM cards at the end of January 2023, representing an increase of 1.29%. The postpaid subscriptions increased from 149,448 as of December 2022 to 161,645 SIM cards recorded at the end of January 2023 whereas the prepaid subscriptions increased to 10,982,896 as of January 2023 in comparison to 10,852,630 SIM cards reported at the end of December 2022.

**Table 1: Active mobile-cellular telephone subscriptions as of January 2023**

Name of operator	December 2022			January 2023			Monthly variation
	Postpaid	Prepaid	Total	Postpaid	Prepaid	Total	
MTN Rwanda Ltd	142,053	6,946,853	7,088,906	154,250	6,980,504	7,134,754	<b>0.65%</b>
Airtel Rwanda Ltd	7,395	3,905,777	3,913,172	7,395	4,002,392	4,009,787	<b>2.47%</b>
<b>Total</b>	<b>149,448</b>	<b>10,852,630</b>	<b>11,002,078</b>	<b>161,645</b>	<b>10,982,896</b>	<b>11,144,541</b>	<b>1.29%</b>

Source: Operators' reports

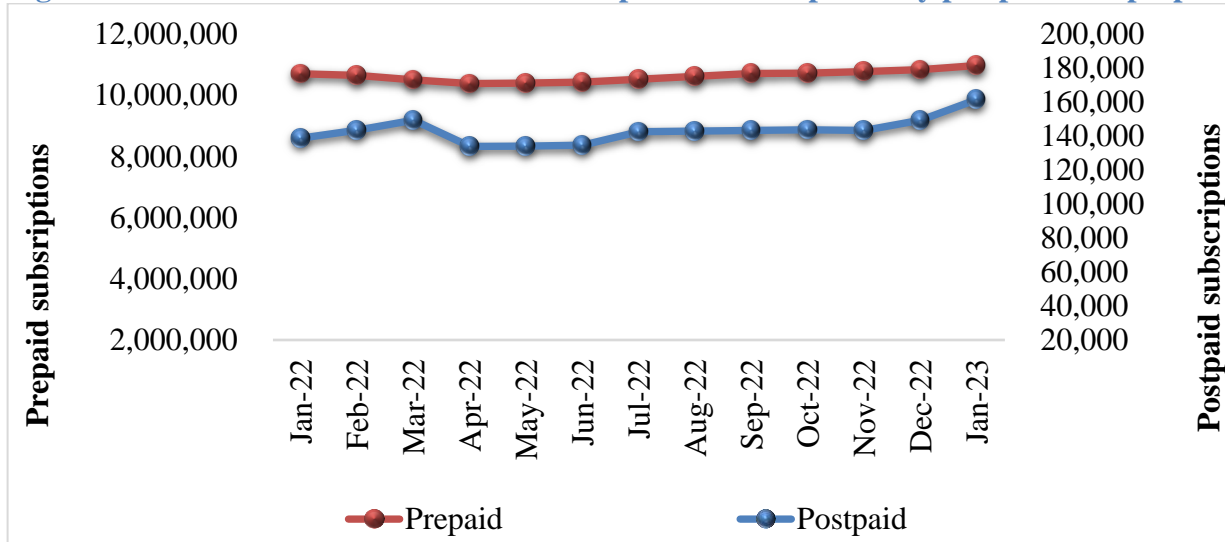
**Figure 1: Trend of active mobile-cellular telephone subscriptions**



Source: Operators' reports

<sup>1</sup> Active mobile-cellular telephone subscriptions are the number of SIM Cards that have been used during the last three months.

**Figure 2: Trend of active mobile-cellular telephone subscriptions by postpaid and prepaid**

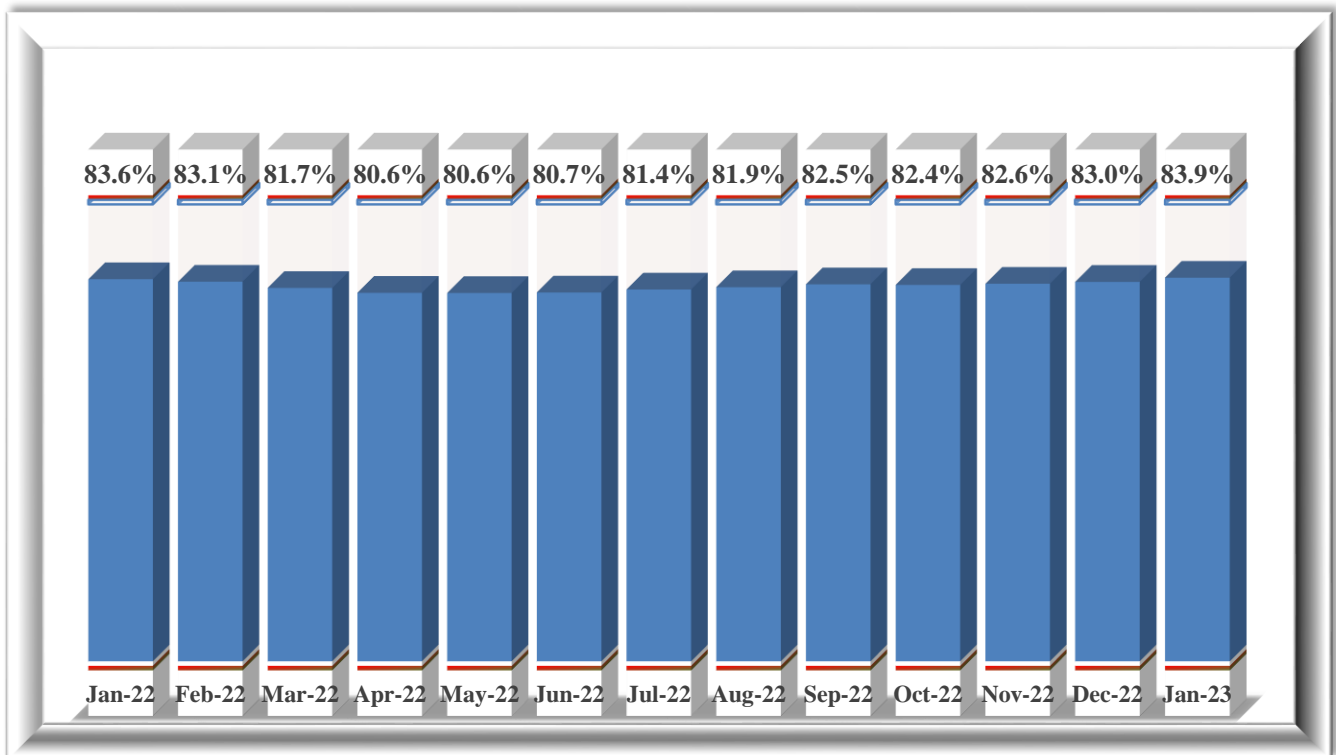


Source: Operators' reports

**2. Mobile-cellular telephone subscriptions per 100 inhabitants**

The Mobile Penetration Rate that refers to the number of active SIM cards per total projected population have increased from 83.0% as of December 2022 up to 83.9% as of January 2023.

**Figure 3: Trend of mobile-cellular telephone subscriptions per 100 inhabitants**

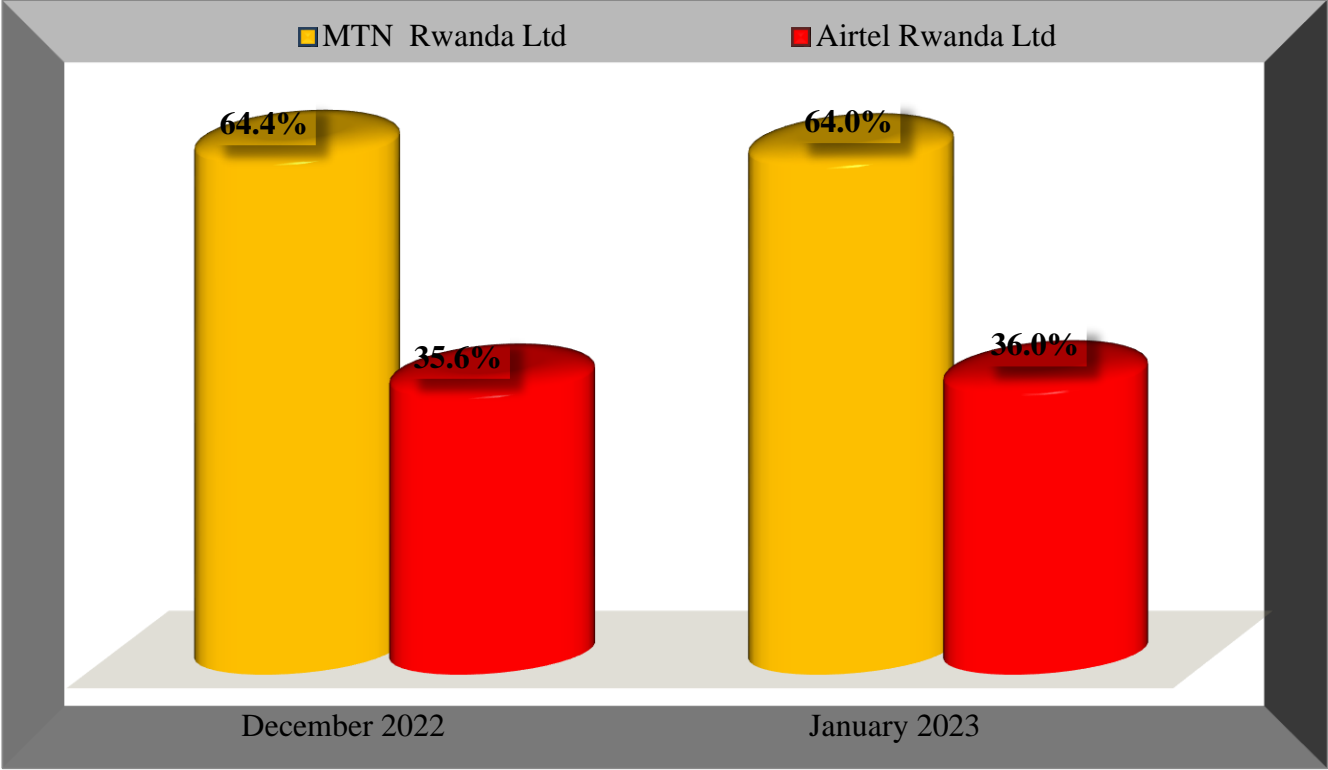


Source: Operators' reports

**3. Market share for mobile (SIM cards) subscriptions**

As of January 2023, the mobile-cellular telephone subscriptions market shares for MTN Rwanda Ltd decreased by 0.4 percentage points up to 64.0% whereas that for AIRTEL Rwanda Ltd increased by the same margin reaching 36.0% in comparison to December 2022 statistics as shown in Figure 4.

**Figure 4: Market share trends for mobile-cellular telephone subscriptions per operator**



Source: Operators’ reports