

ACTIVE MOBILE-CELLULAR TELEPHONE SUBSCRIPTIONS AS OF NOVEMBER 2020

The total number of active mobile-cellular telephone subscriptions¹ in Rwanda reduced to 10,630,858 at the end of November-2020 compared to 10,659,277 SIM cards reported at the end of October-2020, representing a decrease of 0.3%. As a result, the mobile-cellular telephone subscriptions per 100 inhabitants² decreased by 0.2 percentage points from 84.2% to 84.0%.

The postpaid subscriptions rised from 84,381 at the end of October-2020 to 86,131 SIM cards recorded at the end of November-2020 whereas the prepaid subscriptions decreased to 10,544,727 as of November-2020 in comparison to 10,574,896 SIM cards reported at the end of October-2020.

Table 1: Active mobile-cellular telephone subscriptions as of November 2020

| Name of operator | Postpaid | | | Prepaid | | | Total | | |
|--|----------|--------|----------|------------|------------|----------|-------------|-------------|-------------|
| | Oct-20 | Nov-20 | % Change | Oct-20 | Nov-20 | % Change | Oct-20 | Nov-20 | % Change |
| MTN Rwanda Ltd | 79,993 | 81,434 | 1.8 | 6,442,792 | 6,454,151 | 0.2 | 6,522,785 | 6,535,585 | 0.2 |
| Airtel Rwanda Ltd | 4,388 | 4,697 | 7.0 | 4,132,104 | 4,090,576 | -1.0 | 4,136,492 | 4,095,273 | -1.0 |
| Total | 84,381 | 86,131 | 2.1 | 10,574,896 | 10,544,727 | -0.3 | 10,659,277 | 10,630,858 | -0.3 |
| Mobile-cellular telephone subscriptions per 100 inhabitants | | | | | | | 84.2 | 84.0 | -0.2 |

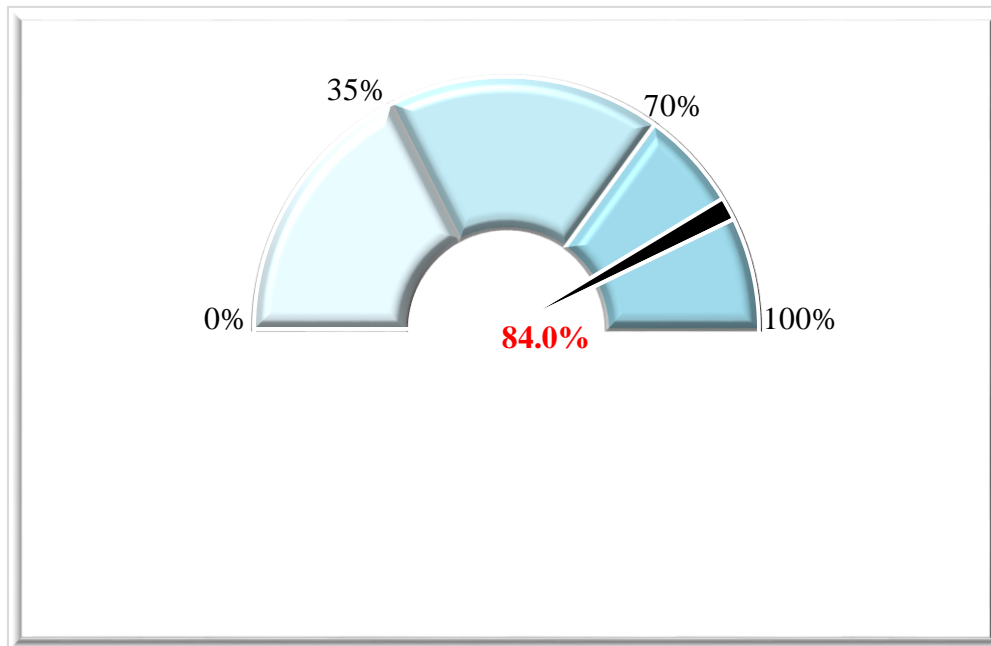
Source: Operators' reports, November 2020

¹ Active mobile-cellular telephone subscriptions are the number of SIM Cards which have generated revenue to the operator within the last 90 days.

² Mobile-cellular telephone subscriptions per 100 inhabitants: Mobile (SIM Cards) penetration rate

Figure 1: Mobile-cellular telephone subscriptions per 100 inhabitants as of November 2020

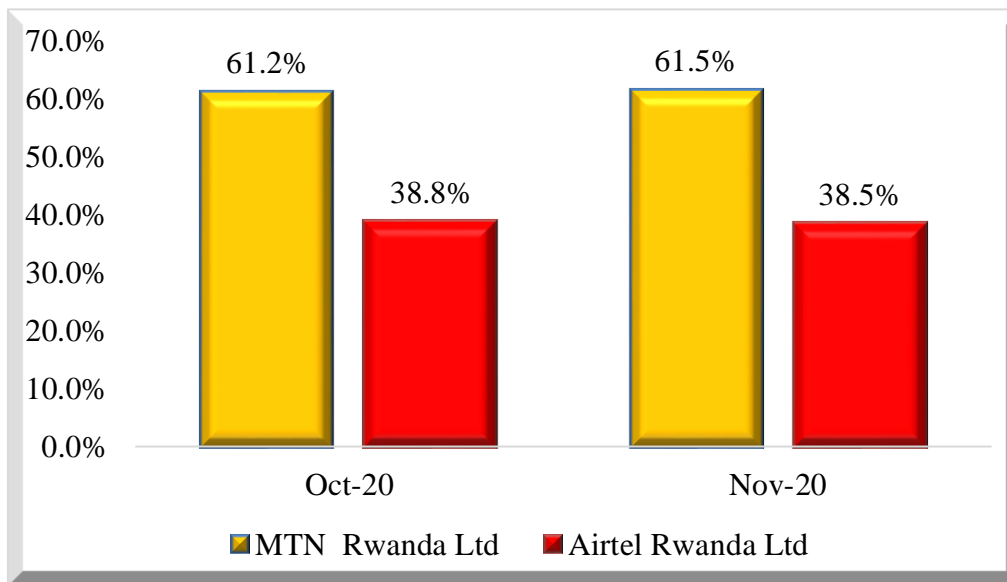
As of November-2020, the Mobile Penetration Rate which refers to the number of active SIM cards per total projected population was at 84.0 percent.



Source: Operators' reports, November 2020

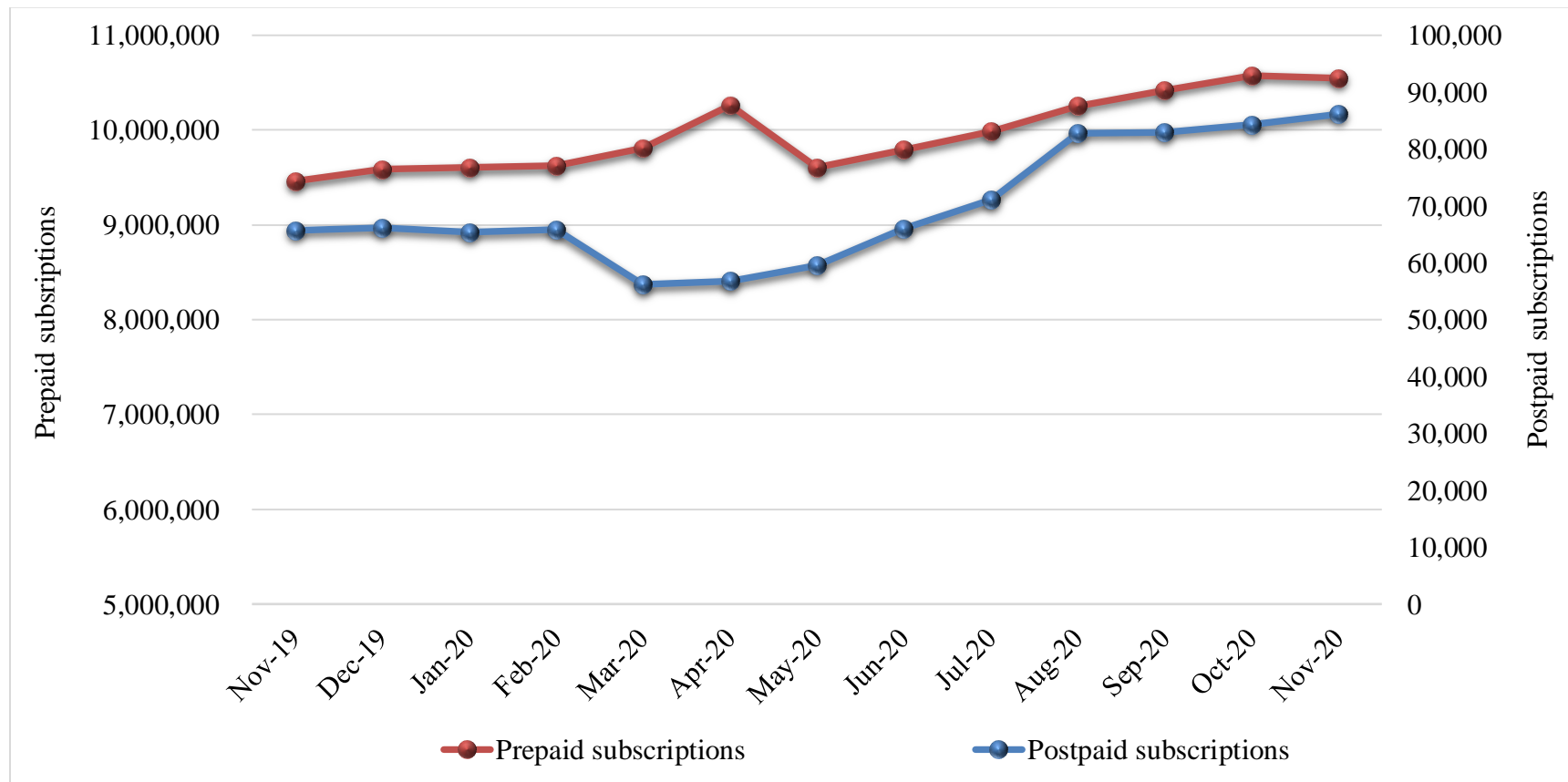
Figure 2: Market share trends for mobile-cellular telephone subscriptions per operator

At the end of November-2020, the mobile-cellular telephone subscriptions market shares for MTN Rwanda Ltd increased by 0.3 percentage points up to 61.5 percent whereas that for Airtel Rwanda Ltd declined by the same margin to stand at 38.5 percent.



Source: Operators’ reports, November 2020

Figure 3: Trend of active mobile-cellular telephone subscriptions from November 2019 to November 2020



Source: Operators' reports, November 2020