

## ACTIVE MOBILE-CELLULAR TELEPHONE SUBSCRIPTIONS AS OF FEBRUARY 2021

The total number of active mobile-cellular telephone subscriptions<sup>1</sup> in Rwanda increased up to 10,638,787 at the end of February-2021 compared to 10,575,864 SIM cards reported at the end of January-2021, representing an increase of 0.6%. As a result, the mobile-cellular telephone subscriptions per 100 inhabitants<sup>2</sup> increased by 0.5 percentage points from 81.6%% to 82.1%.

The postpaid subscriptions rised from 90,389 at the end of January-2021 to 90,861 SIM cards recorded at the end of February-2021 whereas the prepaid subscriptions increased to 10,547,926 as of February-2021 in comparison to 10,485,475 SIM cards reported at the end of January-2021.

**Table 1: Active mobile-cellular telephone subscriptions as of February 2021**

Name of operator	Postpaid			Prepaid			Total		
	Jan-21	Feb-21	% Change	Jan-21	Feb-21	% Change	Jan-21	Feb-21	% Change
<b>MTN Rwanda Ltd</b>	85,608	85,984	0.4	6,480,924	6,533,011	0.8	6,566,532	6,618,995	0.8
<b>Airtel Rwanda Ltd</b>	4,781	4,877	2.0	4,004,551	4,014,915	0.3	4,009,332	4,019,792	0.3
<b>Total</b>	90,389	90,861	0.5	10,485,475	10,547,926	0.6	10,575,864	10,638,787	0.6
<b>Mobile-cellular telephone subscriptions per 100 inhabitants</b>							<b>81.6</b>	<b>82.1</b>	<b>0.5</b>

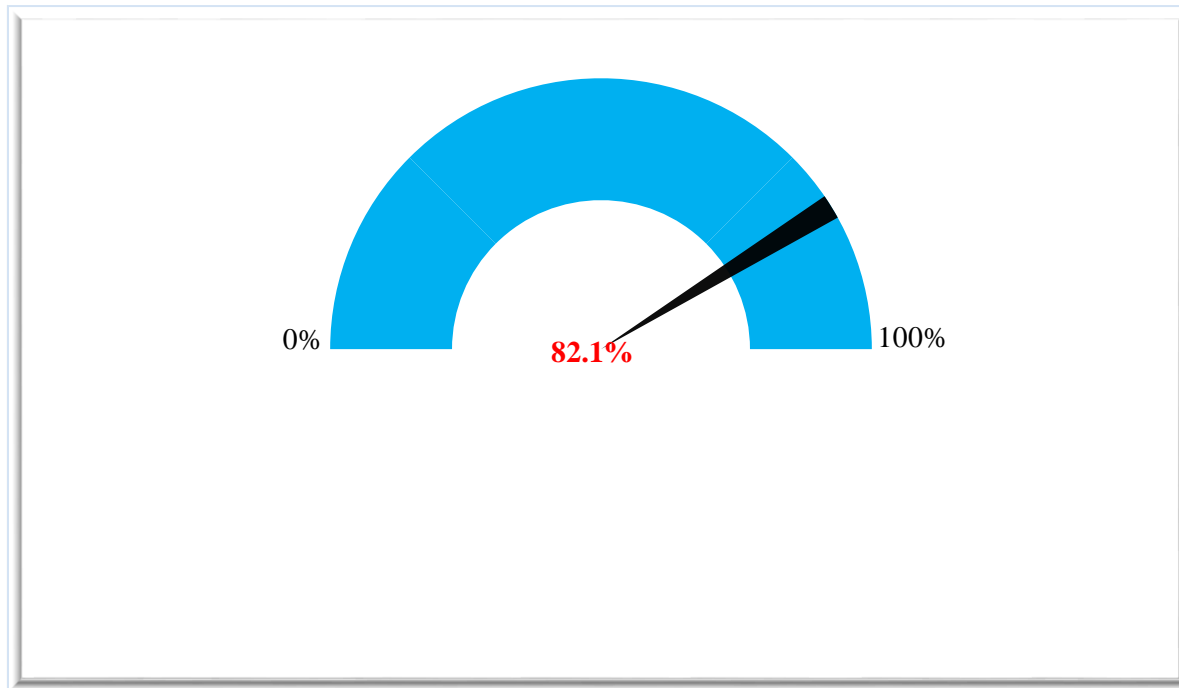
**Source: Operators' reports, February 2021**

<sup>1</sup> Active mobile-cellular telephone subscriptions are the number of SIM Cards which have generated revenue to the operator within the last 90 days.

<sup>2</sup> Mobile-cellular telephone subscriptions per 100 inhabitants: Mobile (SIM Cards) penetration rate

As of the end of February-2021, the Mobile Penetration Rate that refers to the number of active SIM cards per total projected population was at 82.1 percent.

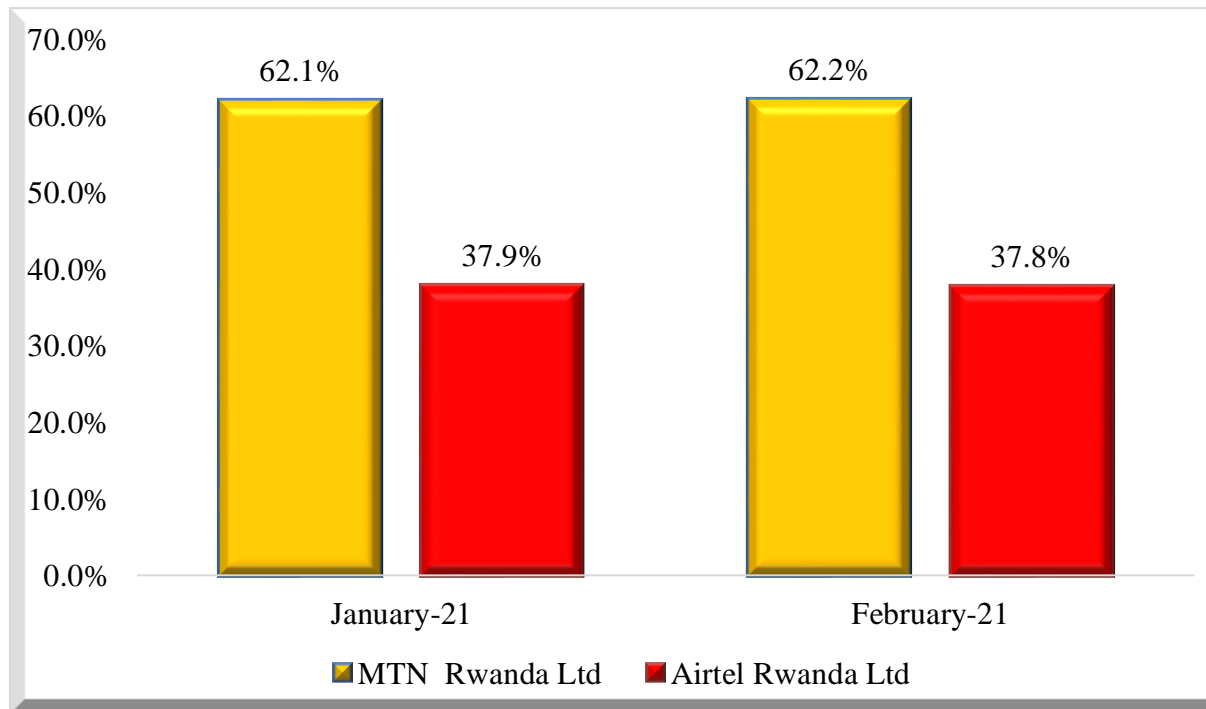
**Figure 1: Mobile-cellular telephone subscriptions per 100 inhabitants as of February 2021**



Source: Operators' reports, February 2021

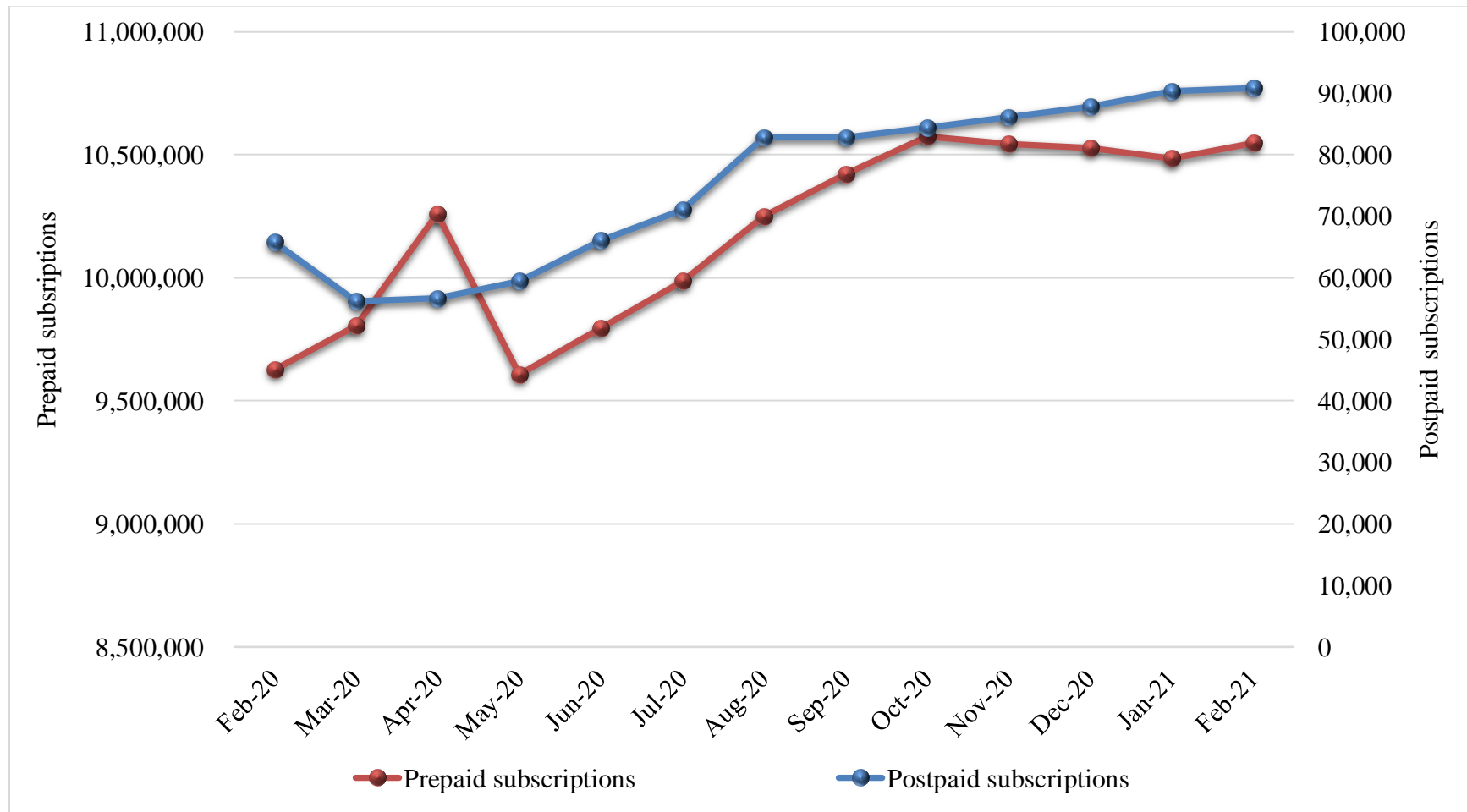
At the end of February-2021, the mobile-cellular telephone subscriptions market shares for MTN Rwanda Ltd increased by 0.1 percentage points up to 62.2 percent whereas that for Airtel Rwanda Ltd declined by the same margin to stand at 37.8 percent.

**Figure 2: Market share trends for mobile-cellular telephone subscriptions per operator**



**Source: Operators' reports, February 2021**

**Figure 3: Trend of active mobile-cellular telephone subscriptions from February 2020 to February 2021**



Source: Operators' reports, February 2021