

ACTIVE MOBILE-CELLULAR TELEPHONE SUBSCRIPTIONS AS OF JANUARY 2021

The total number of active mobile-cellular telephone subscriptions¹ in Rwanda reduced to 10,575,864 at the end of January-2021 compared to 10,614,408 SIM cards reported at the end of December-2020, representing a decrease of 0.4%. As a result, the mobile-cellular telephone subscriptions per 100 inhabitants² decreased by 2.2 percentage points from 83.8% to 81.6%.

The postpaid subscriptions rised from 87,866 at the end of December-2020 to 90,389 SIM cards recorded at the end of January-2021 whereas the prepaid subscriptions decreased to 10,485,475 as of January-2021 in comparison to 10,526,542 SIM cards reported at the end of December-2020.

Table 1: Active mobile-cellular telephone subscriptions as of January 2021

Name of operator	Postpaid			Prepaid			Total		
	Dec-20	Jan-21	% Change	Dec-20	Jan-21	% Change	Dec-20	Jan-21	% Change
MTN Rwanda Ltd	83,141	85,608	3.0	6,473,932	6,480,924	0.1	6,557,073	6,566,532	0.1
Airtel Rwanda Ltd	4,725	4,781	1.2	4,052,610	4,004,551	-1.2	4,057,335	4,009,332	-1.2
Total	87,866	90,389	2.9	10,526,542	10,485,475	-0.4	10,614,408	10,575,864	-0.4
Mobile-cellular telephone subscriptions per 100 inhabitants							83.8	81.6	-2.2

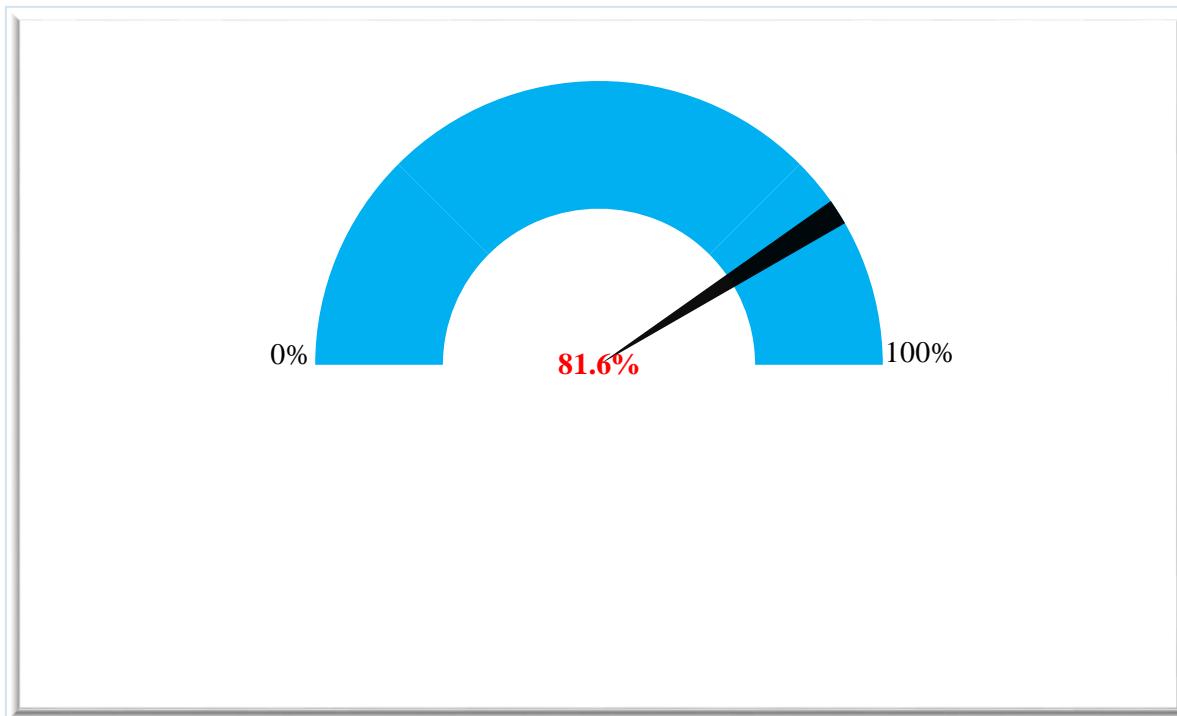
Source: Operators' reports, January 2021

¹ Active mobile-cellular telephone subscriptions are the number of SIM Cards which have generated revenue to the operator within the last 90 days.

² Mobile-cellular telephone subscriptions per 100 inhabitants: Mobile (SIM Cards) penetration rate

Figure 1: Mobile-cellular telephone subscriptions per 100 inhabitants as of January 2021

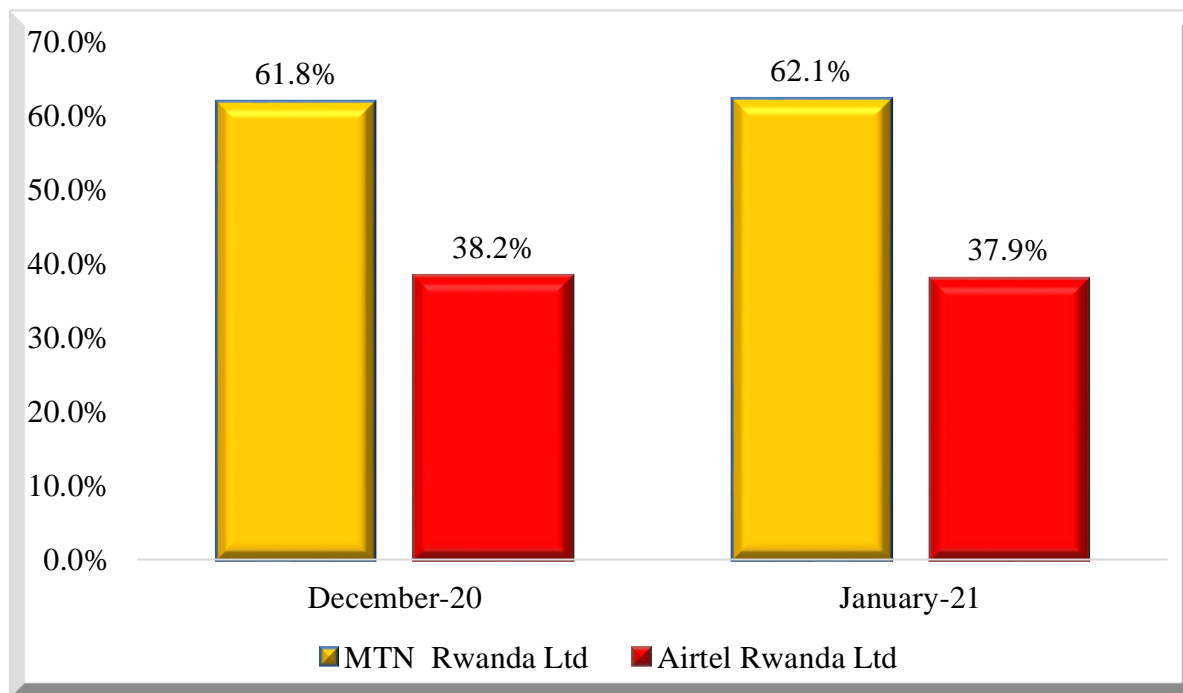
As of the end of January-2021, the Mobile Penetration Rate that refers to the number of active SIM cards per total projected population was at 81.6 percent.



Source: Operators' reports, January 2021

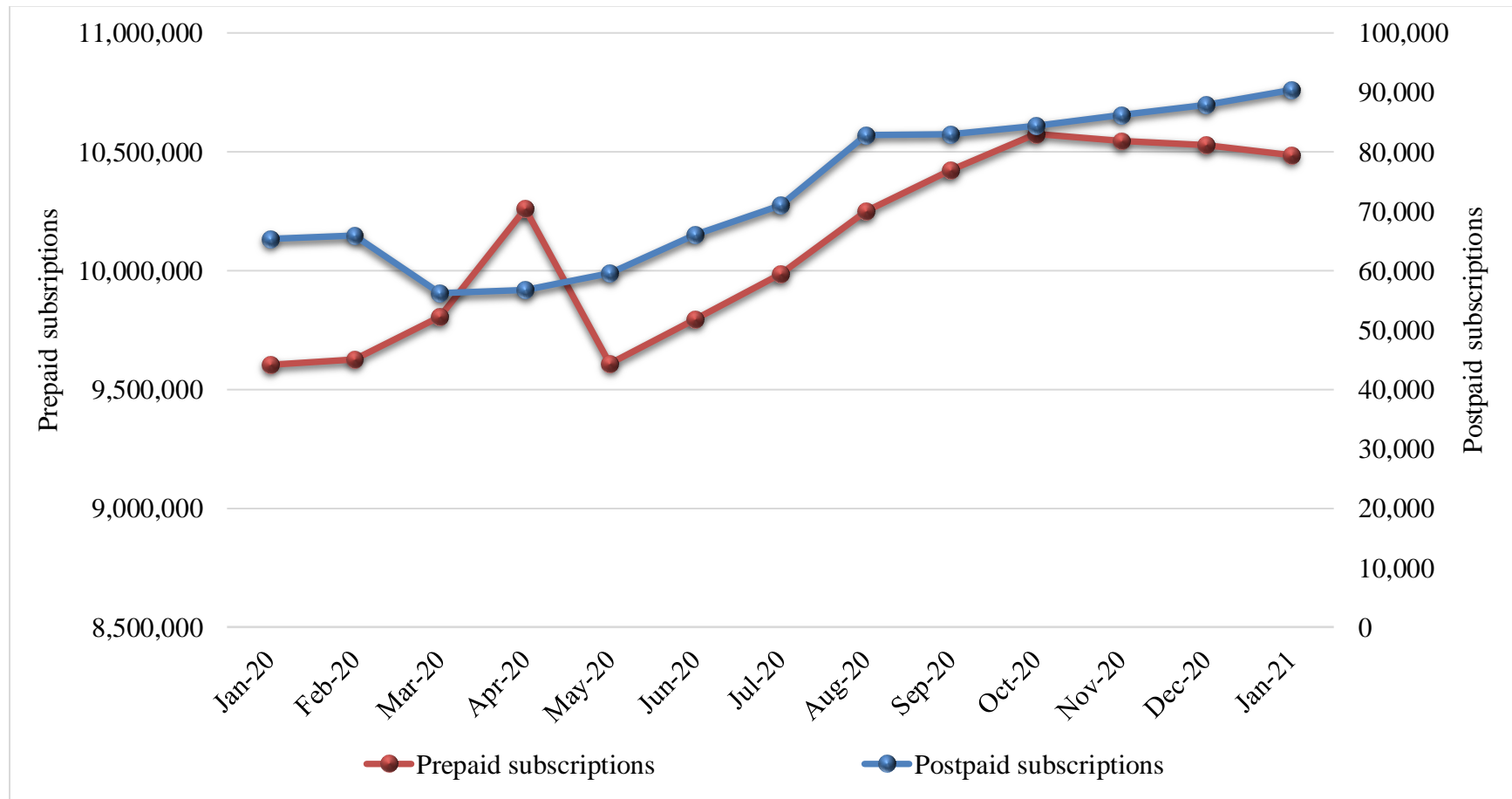
Figure 2: Market share trends for mobile-cellular telephone subscriptions per operator

At the end of January-2021, the mobile-cellular telephone subscriptions market shares for MTN Rwanda Ltd increased by 0.3 percentage points up to 62.1 percent whereas that for Airtel Rwanda Ltd declined by the same margin to stand at 37.9 percent.



Source: Operators' reports, January 2021

Figure 3: Trend of active mobile-cellular telephone subscriptions from January 2020 to January 2021



Source: Operators' reports, January 2021