

ACTIVE MOBILE-CELLULAR TELEPHONE SUBSCRIPTIONS AS OF DECEMBER 2020

The total number of active mobile-cellular telephone subscriptions¹ in Rwanda reduced to 10,614,408 at the end of December-2020 compared to 10,630,858 SIM cards reported at the end of November-2020, representing a decrease of 0.2%. As a result, the mobile-cellular telephone subscriptions per 100 inhabitants² decreased by 0.2 percentage points from 84.0% to 83.8%.

The postpaid subscriptions rised from 86,131 at the end of November-2020 to 87,866 SIM cards recorded at the end of December-2020 whereas the prepaid subscriptions decreased to 10,526,542 as of December-2020 in comparison to 10,544,727 SIM cards reported at the end of November-2020.

Table 1: Active mobile-cellular telephone subscriptions as of December 2020

Name of operator	Postpaid			Prepaid			Total		
	Nov-20	Dec-20	% Change	Nov-20	Dec-20	% Change	Nov-20	Dec-20	% Change
MTN Rwanda Ltd	81,434	83,141	2.1	6,454,151	6,473,932	0.3	6,535,585	6,557,073	0.3
Airtel Rwanda Ltd	4,697	4,725	0.6	4,090,576	4,052,610	-0.9	4,095,273	4,057,335	-0.9
Total	86,131	87,866	2.0	10,544,727	10,526,542	-0.2	10,630,858	10,614,408	-0.2
Mobile-cellular telephone subscriptions per 100 inhabitants							84.0	83.8	-0.2

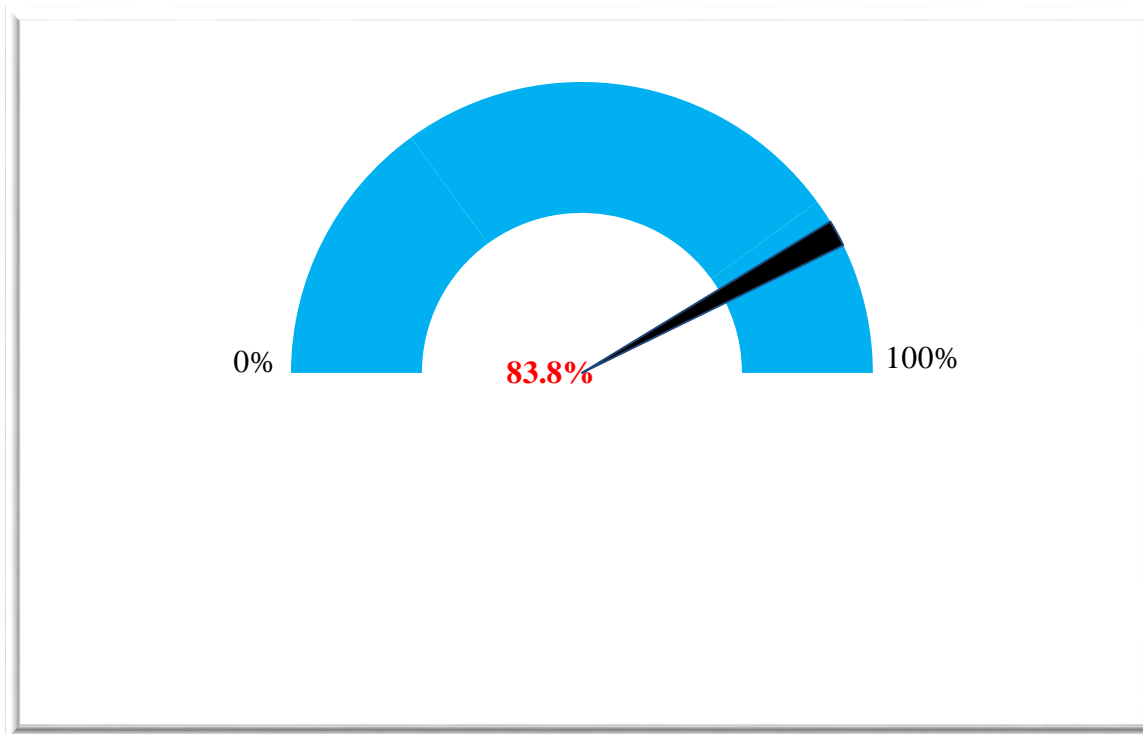
Source: Operators' reports, December 2020

¹ Active mobile-cellular telephone subscriptions are the number of SIM Cards which have generated revenue to the operator within the last 90 days.

² Mobile-cellular telephone subscriptions per 100 inhabitants: Mobile (SIM Cards) penetration rate

Figure 1: Mobile-cellular telephone subscriptions per 100 inhabitants as of December 2020

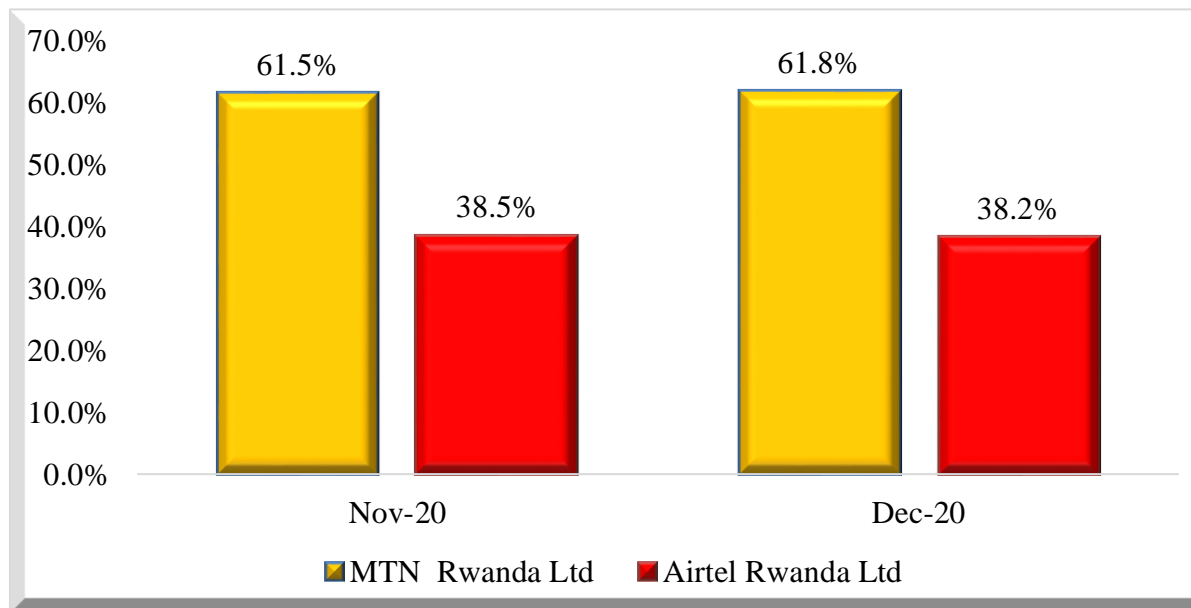
As of December-2020, the Mobile Penetration Rate which refers to the number of active SIM cards per total projected population was at 83.8 percent.



Source: Operators' reports, December 2020

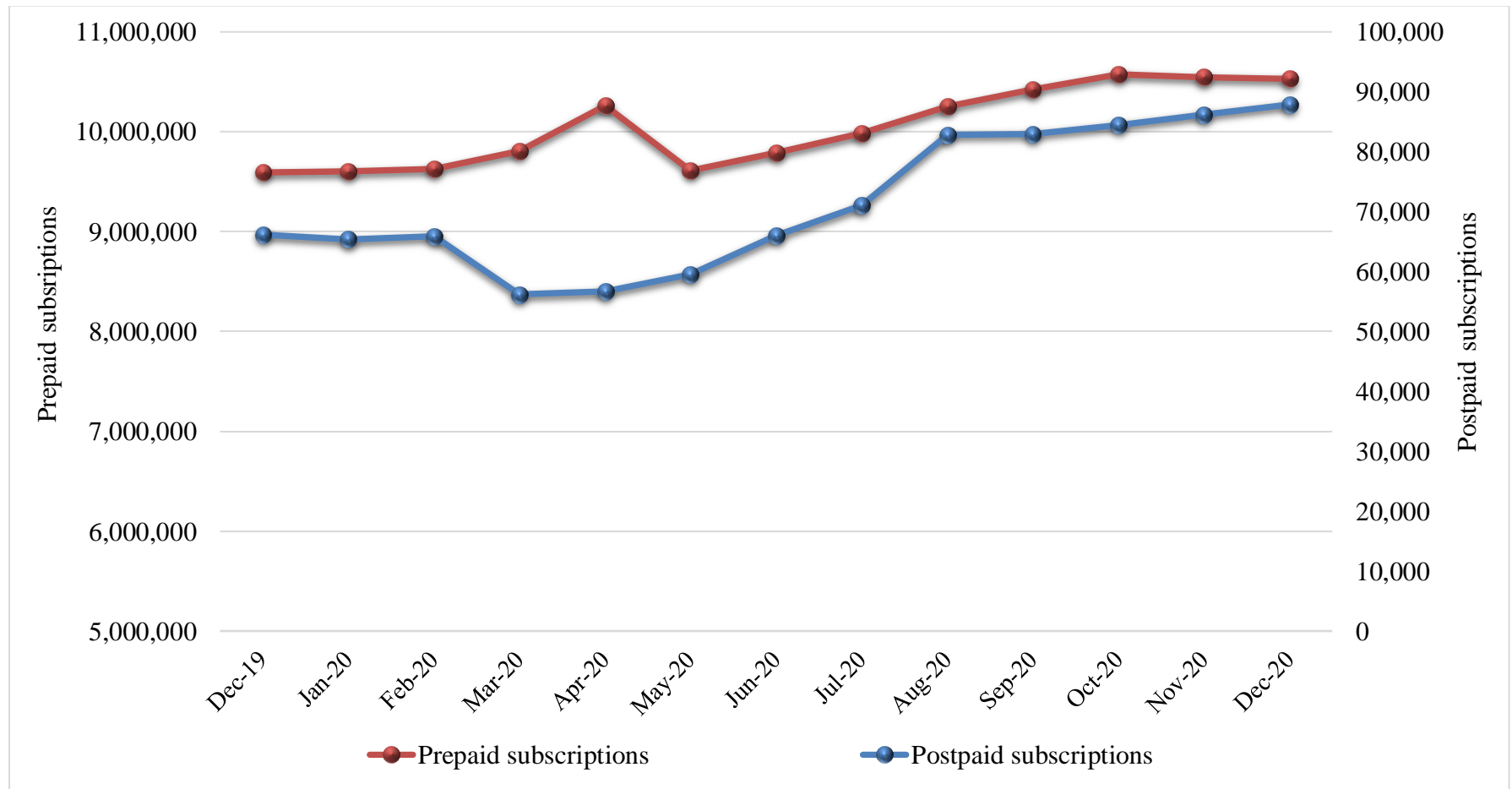
Figure 2: Market share trends for mobile-cellular telephone subscriptions per operator

At the end of December-2020, the mobile-cellular telephone subscriptions market shares for MTN Rwanda Ltd increased by 0.3 percentage points up to 61.8 percent whereas that for Airtel Rwanda Ltd declined by the same margin to stand at 38.2 percent.



Source: Operators' reports, December 2020

Figure 3: Trend of active mobile-cellular telephone subscriptions from December 2019 to December 2020



Source: Operators' reports, December 2020