

ACTIVE MOBILE-CELLULAR TELEPHONE SUBSCRIPTIONS AS OF OCTOBER 2020

The total number of active mobile-cellular telephone subscriptions¹ in Rwanda increased from 10,505,867 at the end of September-2020 to 10,659,277 SIM cards at the end of October-2020, representing an increase of 1.5%. As a result, the mobile-cellular telephone subscriptions per 100 inhabitants² increased by 1.2 percentage points from 83.0 to 84.2.

The subscriptions on postpaid plan increased from 82,903 at the end of September-2020 to 84,381 recorded at the end of October-2020 whereas the prepaid subscriptions increased from 10,422,964 at the end of September-2020 to 10,574,896 as of October-2020.

Table 1: Active mobile-cellular telephone subscriptions as of October 2020

Name of operator	Postpaid			Prepaid			Total		
	Sep-20	Oct-20	% Change	Sep-20	Oct-20	% Change	Sep-20	Oct-20	% Change
MTN Rwanda Ltd	78,542	79,993	1.8	6,325,983	6,442,792	1.8	6,404,525	6,522,785	1.8
Airtel Rwanda Ltd	4,361	4,388	0.6	4,096,981	4,132,104	0.9	4,101,342	4,136,492	0.9
Total	82,903	84,381	1.8	10,422,964	10,574,896	1.5	10,505,867	10,659,277	1.5
Mobile-cellular telephone subscriptions per 100 inhabitants							83.0	84.2	1.2

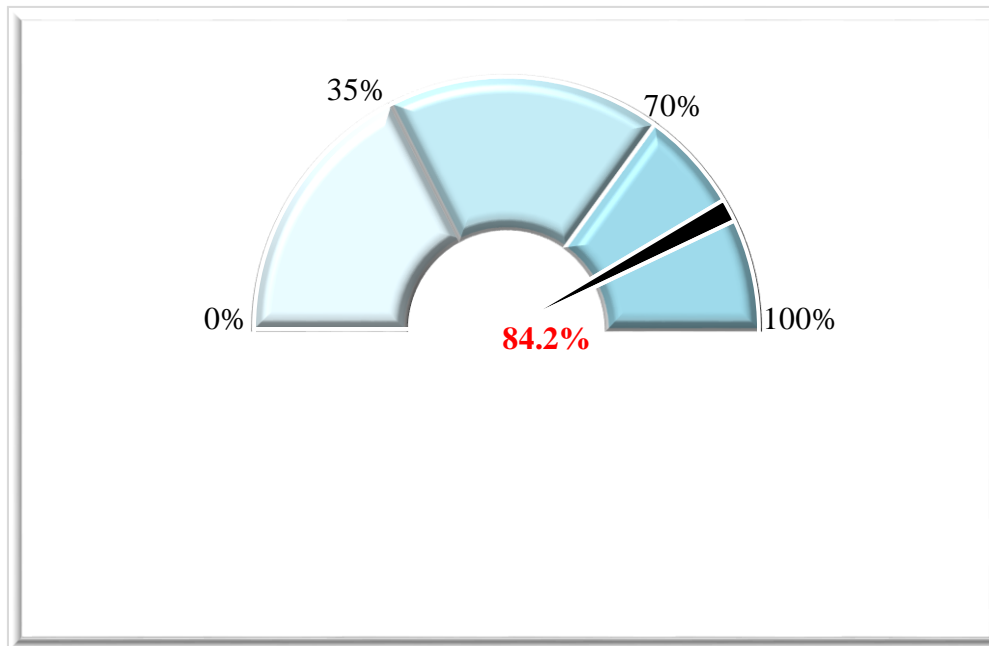
Source: Operators' reports, October 2020

¹ Active mobile-cellular telephone subscriptions are the number of SIM Cards which have generated revenue to the operator within the last 90 days.

² Mobile-cellular telephone subscriptions per 100 inhabitants: Mobile (SIM Cards) penetration rate

Figure 1: Mobile-cellular telephone subscriptions per 100 inhabitants as of October 2020

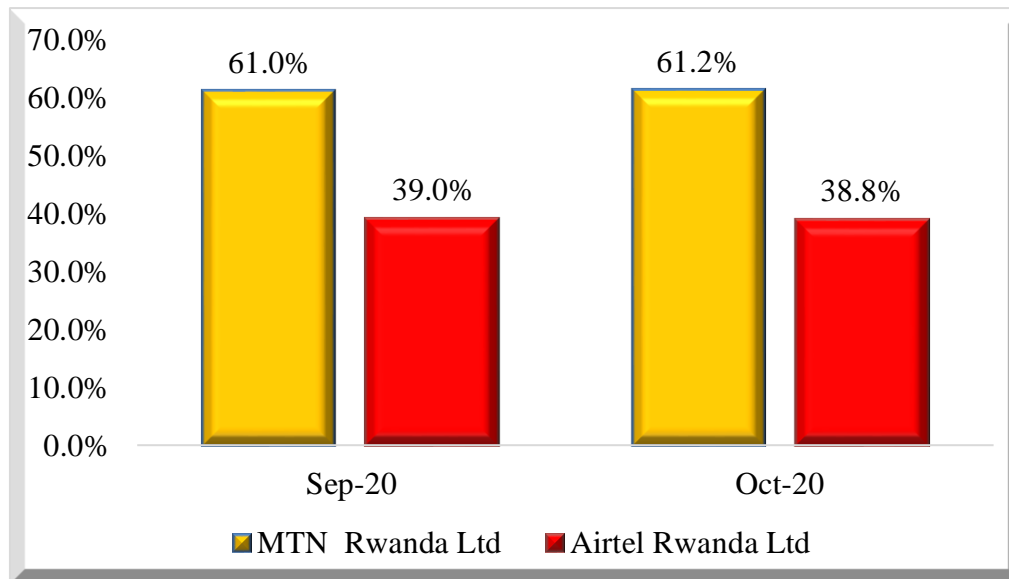
As of October-2020, the Mobile Penetration Rate which refers to the number of active SIM cards per total projected population was at 84.2 percent.



Source: Operators' reports, October 2020

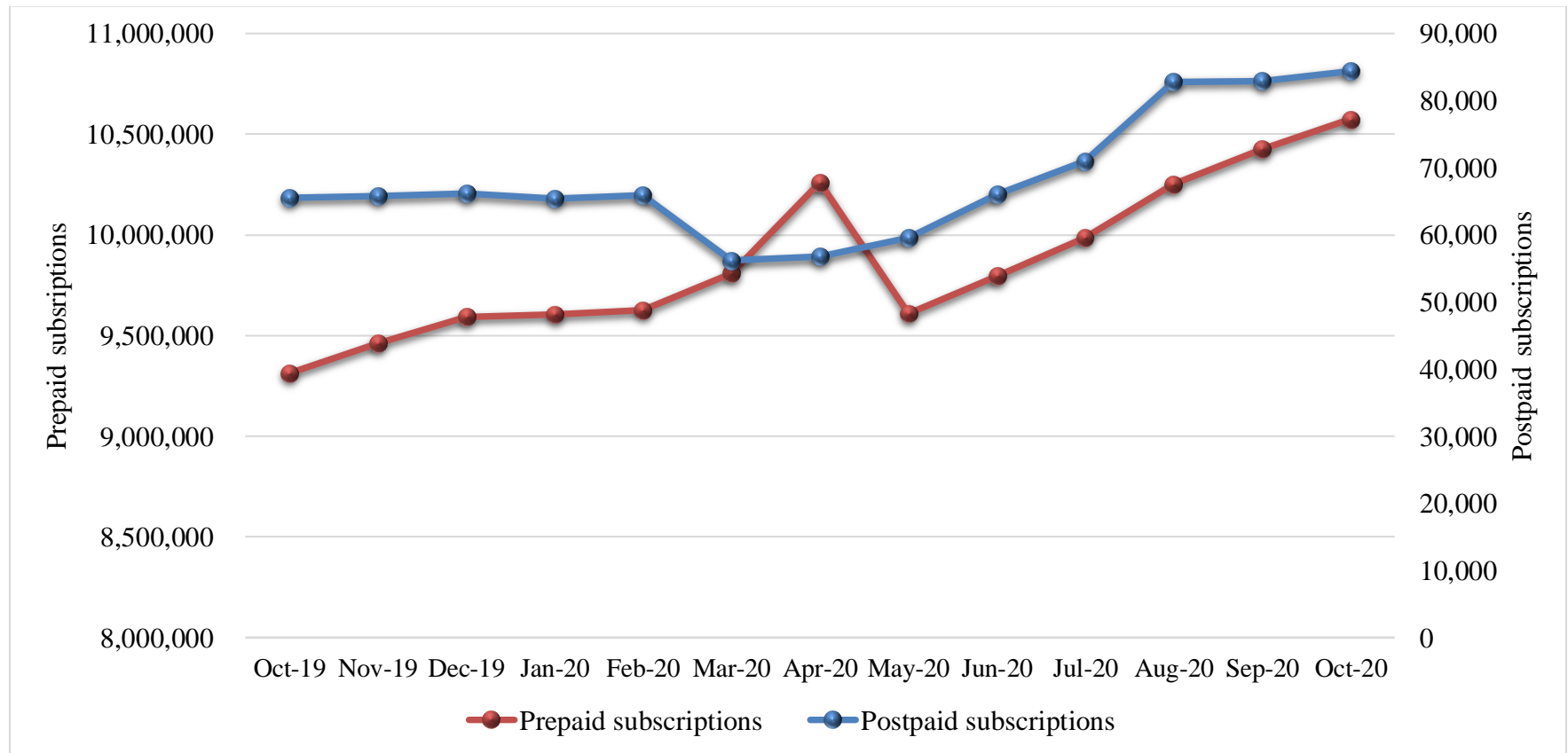
Figure 2: Market share trends for mobile-cellular telephone subscriptions per operator

At the end of October-2020, the mobile-cellular telephone subscriptions market shares for MTN Rwanda Ltd increased by 0.2 percentage points up to 61.2 percent whereas that for Airtel Rwanda Ltd declined by the same margin to stand at 38.8 percent.



Source: Operators' reports, October 2020

Figure 3: Trend of active mobile-cellular telephone subscriptions from October 2019 to October 2020



Source: Operators' reports, October 2020