

## ACTIVE MOBILE-CELLULAR TELEPHONE SUBSCRIPTIONS AS OF AUGUST 2020

The total number of active mobile-cellular telephone subscriptions<sup>1</sup> in Rwanda increased from 10,056,158 at the end of July-2020 to 10,333,133 SIM cards at the end of August-2020, representing an increase of 2.8%. As a result, the mobile-cellular telephone subscriptions per 100 inhabitants<sup>2</sup> increased by 2.2 percentage points from 79.4 to 81.6.

The subscriptions on postpaid plan increased from 71,028 at the end of July-2020 to 82,810 recorded at the end of August-2020 whereas the prepaid subscriptions increased from 9,985,130 at the end of July-2020 to 10,250,323 as of August-2020.

**Table 1: Active mobile-cellular telephone subscriptions as of August 2020**

Name of operator	Postpaid			Prepaid			Total		
	Jul-20	Aug-20	% Change	Jul-20	Aug-20	% Change	Jul-20	Aug-20	% Change
<b>MTN Rwanda Ltd</b>	68,714	78,217	13.8	6,025,753	6,217,459	3.2	6,094,467	6,295,676	3.3
<b>Airtel Rwanda Ltd</b>	2,314	4,593	98.5	3,959,377	4,032,864	1.9	3,961,691	4,037,457	1.9
<b>Total</b>	71,028	82,810	16.6	9,985,130	10,250,323	2.7	10,056,158	10,333,133	2.8
<b>Mobile-cellular telephone subscriptions per 100 inhabitants</b>							<b>79.4</b>	<b>81.6</b>	<b>2.2</b>

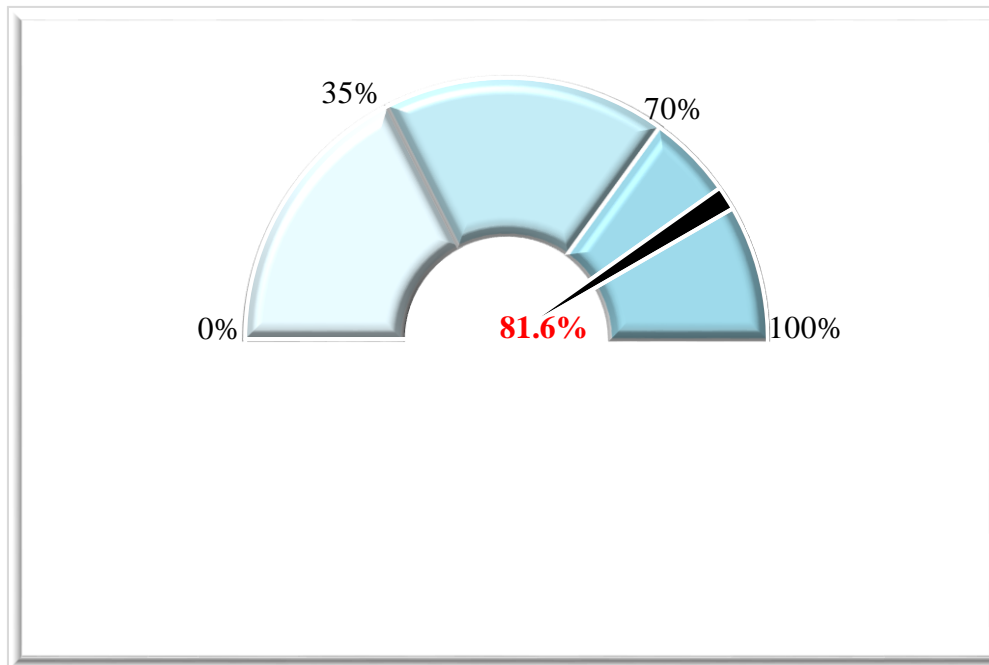
Source: Operators' reports, August 2020

<sup>1</sup> Active mobile-cellular telephone subscriptions are the number of SIM Cards which have generated revenue to the operator within the last 90 days.

<sup>2</sup> Mobile-cellular telephone subscriptions per 100 inhabitants: Mobile (SIM Cards) penetration rate

**Figure 1: Mobile-cellular telephone subscriptions per 100 inhabitants as of August 2020**

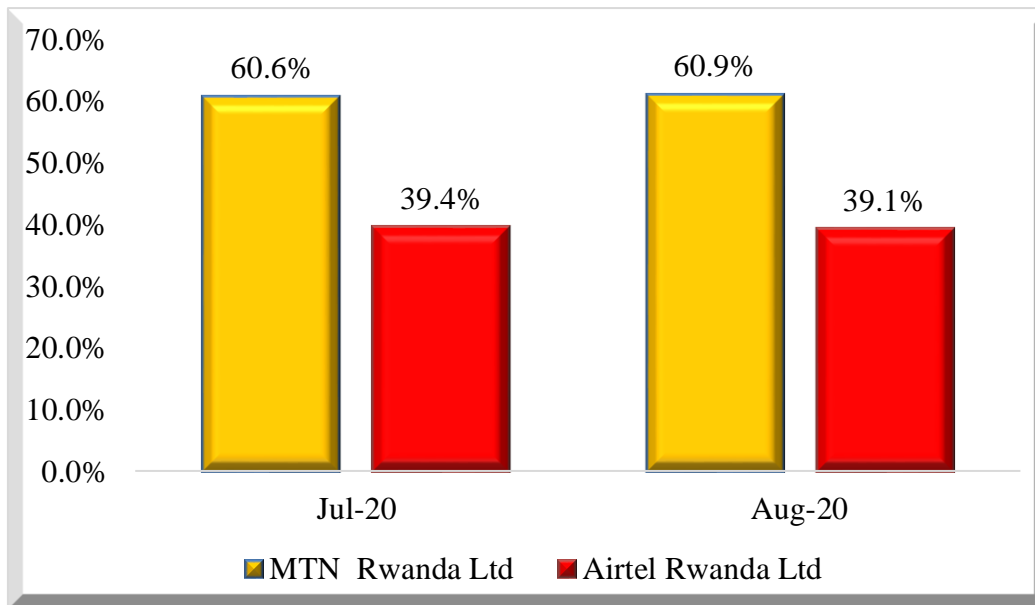
As of August 2020, the Mobile Penetration Rate which refers to the number of active SIM cards per total projected population was at 81.6 percent.



Source: Operators' reports, August 2020

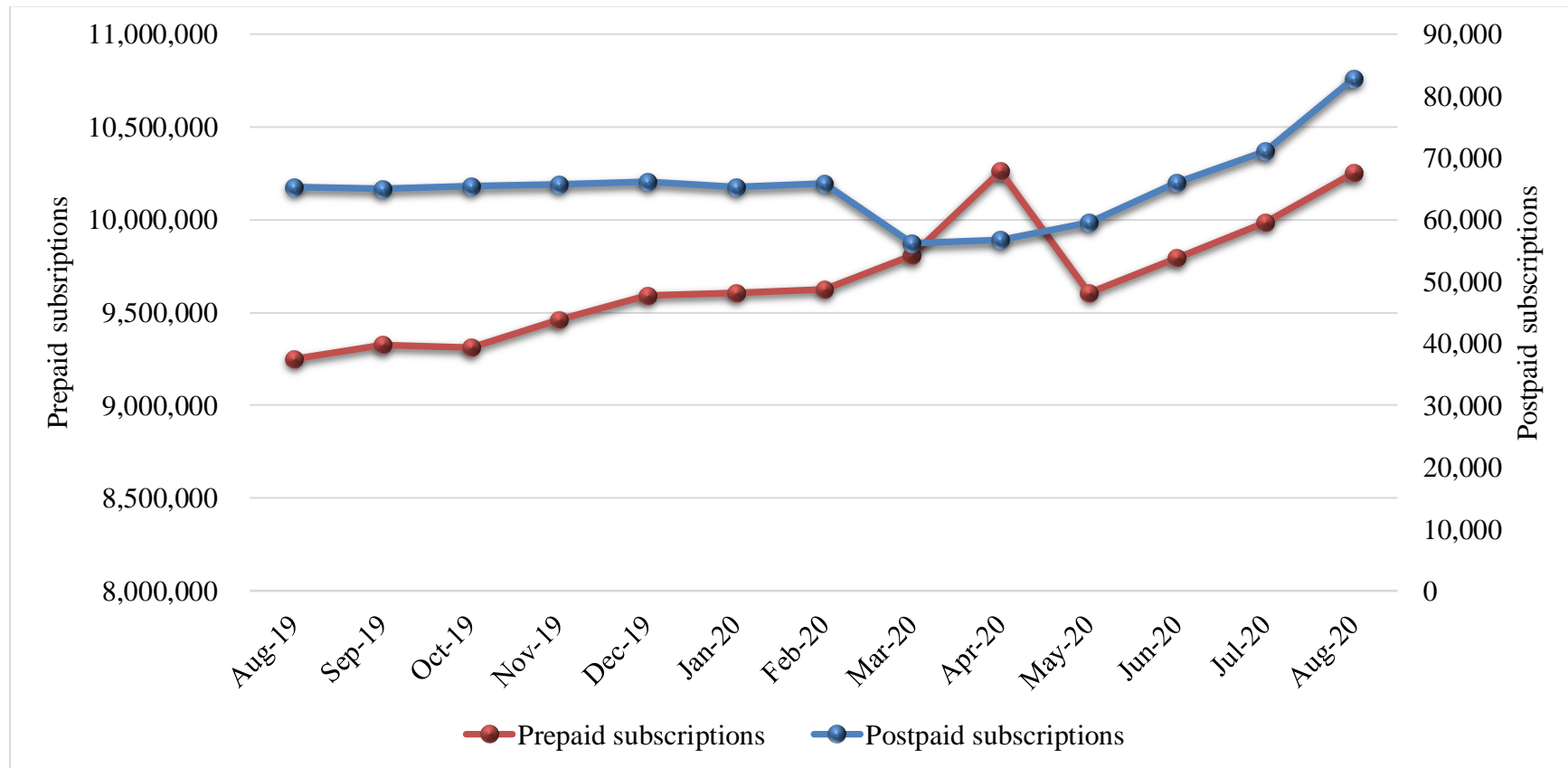
**Figure 2: Market share trends for mobile-cellular telephone subscriptions per operator**

At the end of August 2020, the mobile-cellular telephone subscriptions market shares for MTN Rwanda Ltd increased by 0.3 percentage points up to 60.9 percent whereas that for Airtel Rwanda Ltd declined by the same margin to stand at 39.1 percent.



Source: Operators' reports, August 2020

**Figure 3: Trend of active mobile-cellular telephone subscriptions from August 2019 to August 2020**



Source: Operators' reports, August 2020