



**MOBILE-CELLULAR TELEPHONE SUBSCRIPTIONS
REPORT AS OF AUGUST 2023**

Disclaimer: Information provided in this report is subject to alteration in case of any revision or update deemed necessary.

1. Mobile-cellular telephone subscriptions as of August 2023


The number of active mobile-cellular telephone subscriptions¹ in Rwanda increased from 12,125,228 as of July 2023 up to 12,403,053 SIM cards recorded at the end of August 2023 which shows an increase of 2.3%. The postpaid subscriptions increased from 169,848 as of July 2023 to 170,135 SIM cards as of August 2023 and the prepaid subscriptions increased up to 12,232,918 as of August 2023 in comparison to 11,955,380 SIM cards published at the end of July 2023. The Table 1 illustrates the number of active mobile-cellular telephone subscriptions per Mobile Network Operator.

Table 1: Active mobile-cellular telephone subscriptions as of August 2023

Name of operator	July 2023			August 2023			Monthly variation
	Postpaid	Prepaid	Total	Postpaid	Prepaid	Total	
MTN Rwanda Ltd	161,187	7,384,524	7,545,711	161,428	7,519,266	7,680,694	1.79%
Airtel Rwanda Ltd	8,661	4,570,856	4,579,517	8,707	4,713,652	4,722,359	3.12%
Total	169,848	11,955,380	12,125,228	170,135	12,232,918	12,403,053	2.29%

Source: Operators' reports

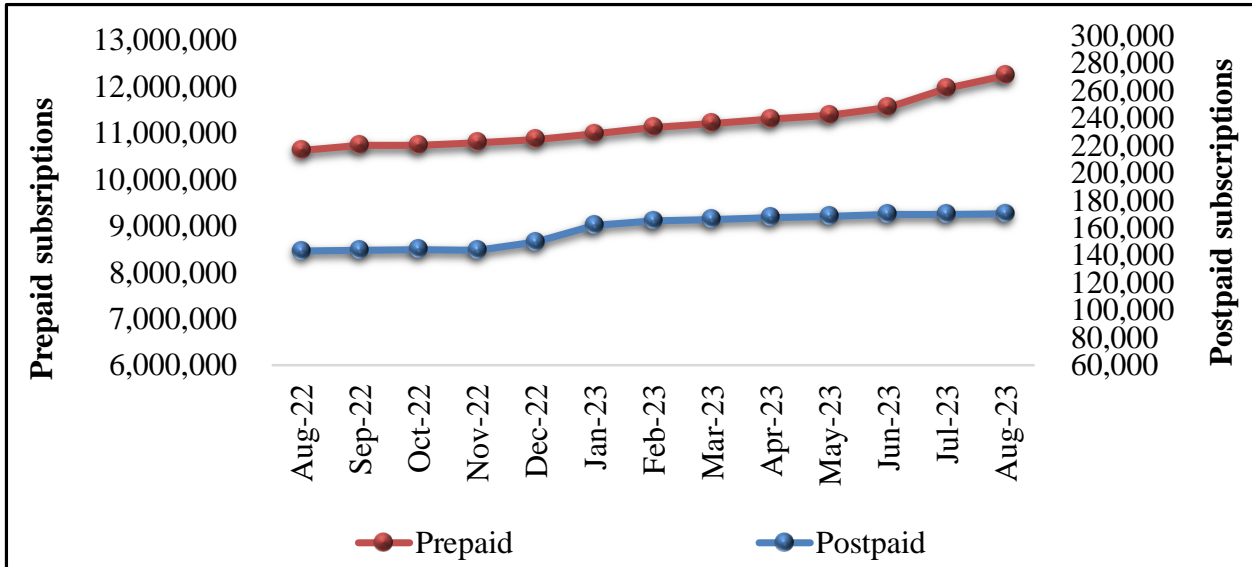
Figure 1: Trend of active mobile-cellular telephone subscriptions



Source: Operators' reports

¹ Active mobile-cellular telephone subscriptions are the number of SIM Cards that have been used during the last three months.

Figure 2: Trend of active mobile-cellular telephone subscriptions by postpaid and prepaid

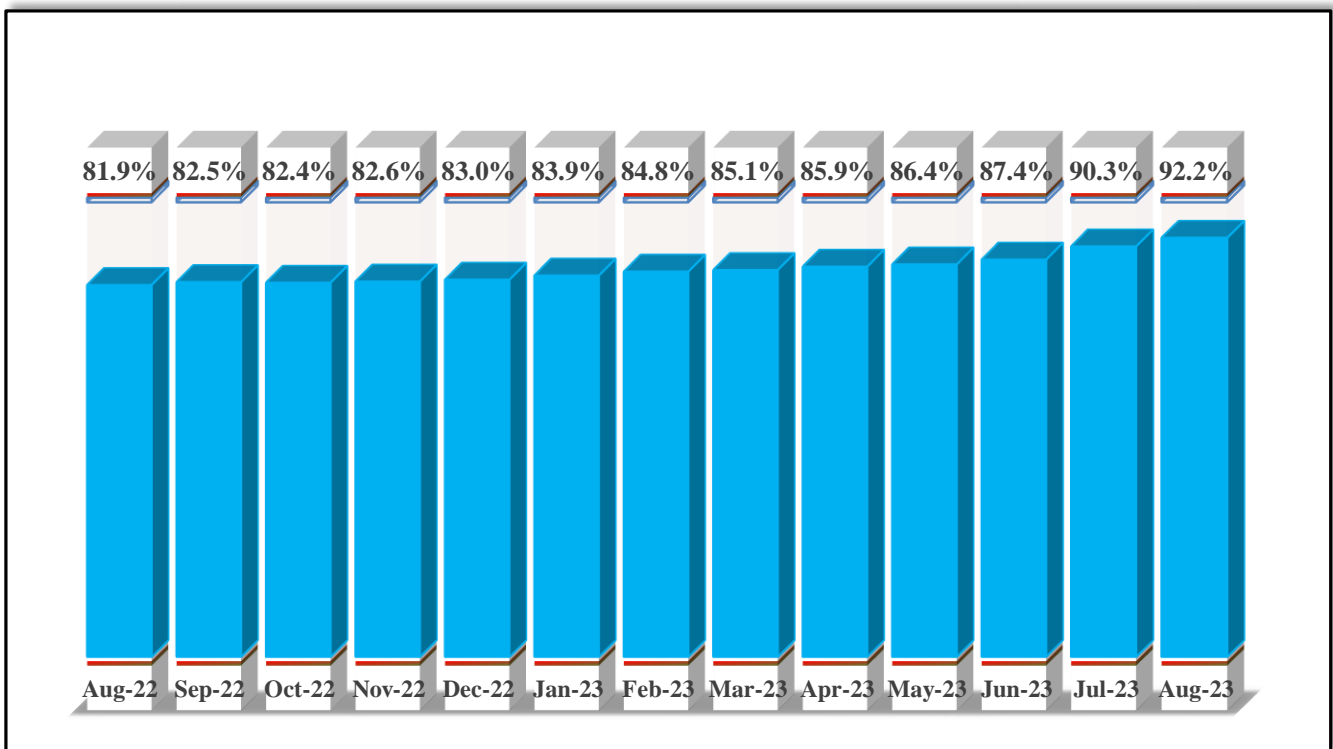


Source: Operators' reports

2. Mobile-cellular telephone subscriptions per 100 inhabitants

As of August 2023, the Mobile Penetration Rate that refers to the number of active SIM cards per total projected population increased to 92.2% in comparison to 90.3% for July 2023 publications.

Figure 3: Trend of mobile-cellular telephone subscriptions per 100 inhabitants

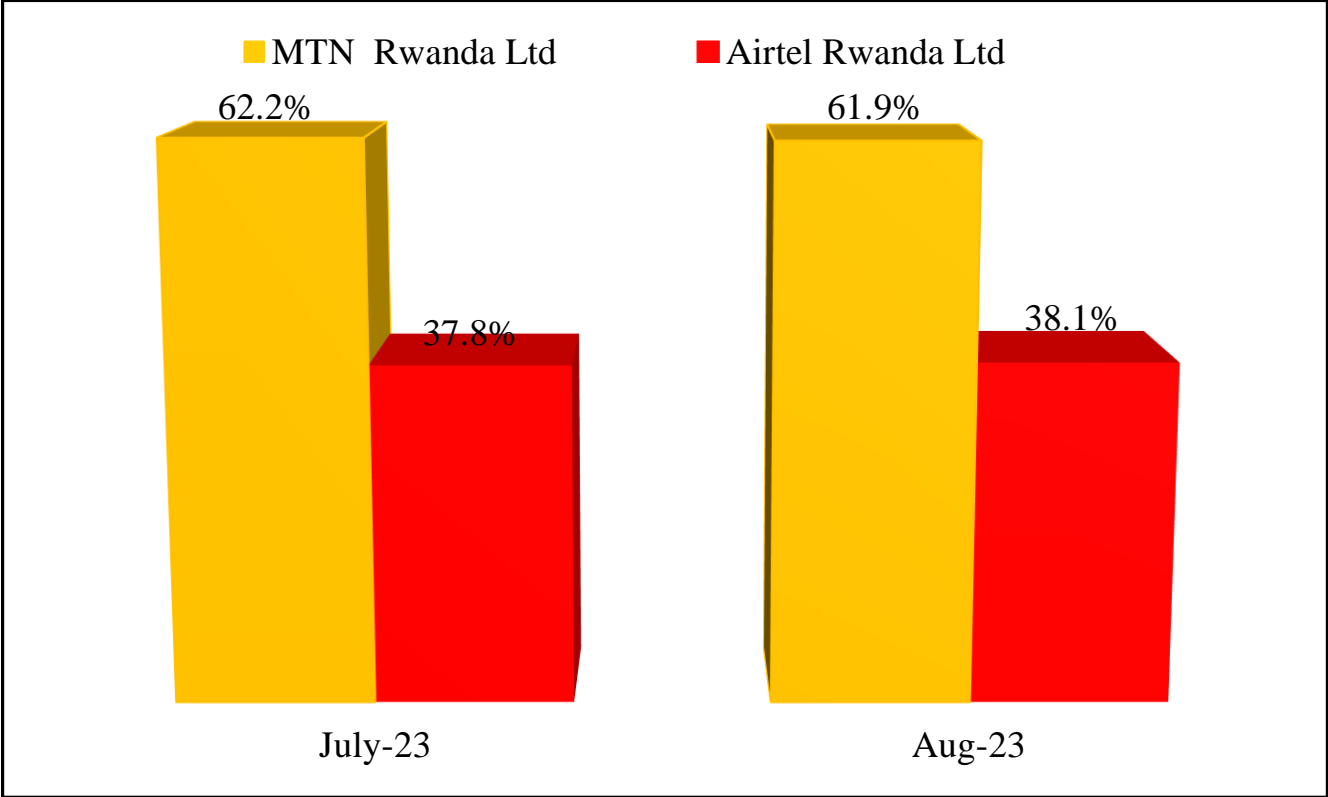


Source: Operators' reports

3. Market share for mobile (SIM cards) subscriptions

As of August 2023, the mobile-cellular telephone subscriptions market shares for MTN Rwanda Ltd decreased by 0.3 percentage points to 61.9% whereas that for AIRTEL Rwanda Ltd increased by the same margin reaching 38.1% in comparison to July 2023 statistics as displayed by the Figure 4.

Figure 4: Market share trends for mobile-cellular telephone subscriptions per operator



Source: Operators' reports