

ACTIVE MOBILE-CELLULAR TELEPHONE SUBSCRIPTIONS AS OF MAY 2020

The total number of active mobile-cellular telephone subscriptions¹ in Rwanda decreased from 10,317,279 at the end of April-2020 to 9,667,021 at the end of May-2020, representing a decline of 6.3%. As a result, the mobile-cellular telephone subscriptions per 100 inhabitants² decreased by 5.2 percentage points from 81.5% to 76.3%.

The subscriptions on postpaid plan increased from 56,724 at the end of April-2020 to 59,528 recorded at the end of May-2020 whereas the prepaid subscriptions decreased from 10,260,555 at the end of April-2020 to 9,607,493 as of May-2020.

Table 1: Active mobile-cellular telephone subscriptions as of May 2020

Name of operator	Postpaid			Prepaid			Total		
	Apr-20	May-20	% Change	Apr-20	May-20	% Change	Apr-20	May-20	% Change
MTN Rwanda Ltd	53,692	56,748	5.7	5,584,253	5,693,185	2.0	5,637,945	5,749,933	2.0
Airtel Rwanda Ltd	3,032	2,780	-8.3	4,676,302	3,914,308	-16.3	4,679,334	3,917,088	-16.3
Total	56,724	59,528	4.9	10,260,555	9,607,493	-6.4	10,317,279	9,667,021	-6.3
Mobile-cellular telephone subscriptions per 100 inhabitants							81.5	76.3	-5.2

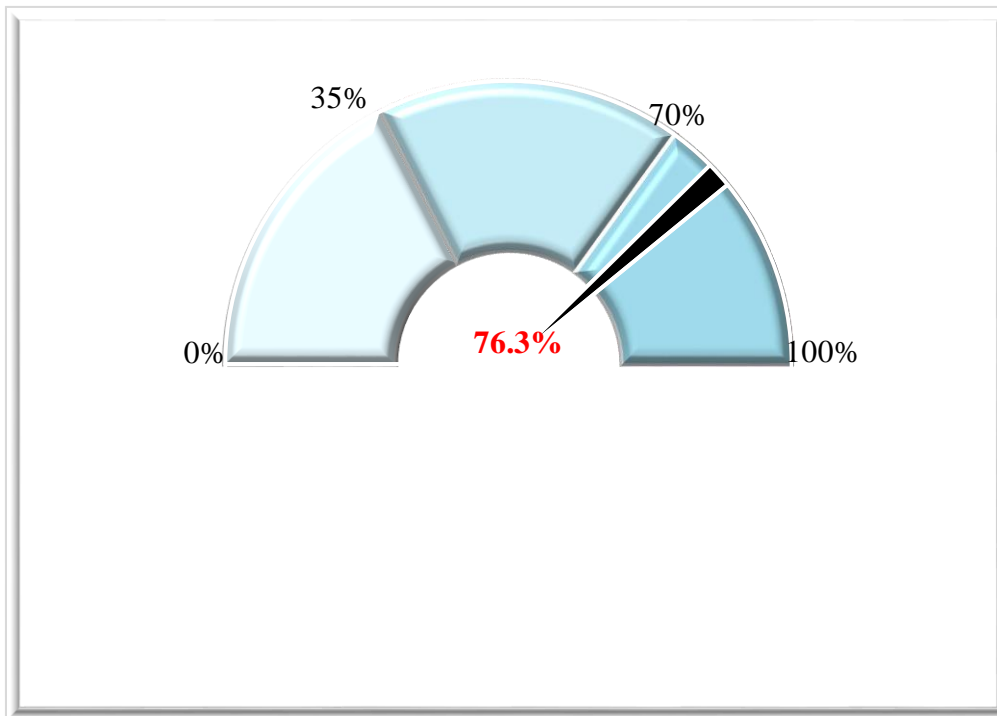
Source: Operators' reports, May 2020

¹ Active mobile-cellular telephone subscriptions are the number of SIM Cards which have generated revenue to the operator within the last 90 days.

² Mobile-cellular telephone subscriptions per 100 inhabitants: Mobile (SIM Cards) penetration rate

Figure 1: Mobile-cellular telephone subscriptions per 100 inhabitants as of May 2020

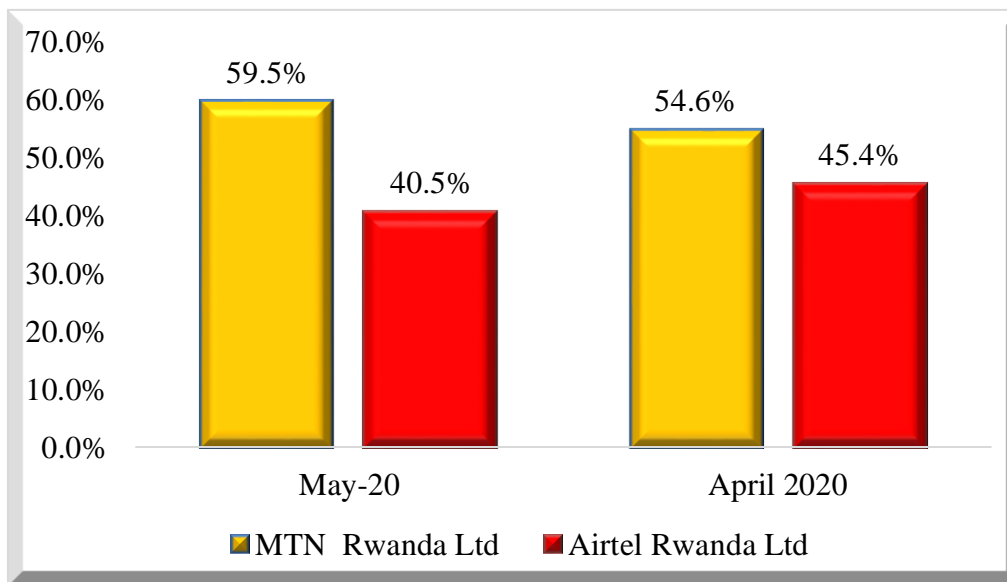
As of May 2020, the Mobile Penetration Rate which refers to the number of active SIM cards per total projected population was at 76.3 percent.



Source: Operators' reports, May 2020

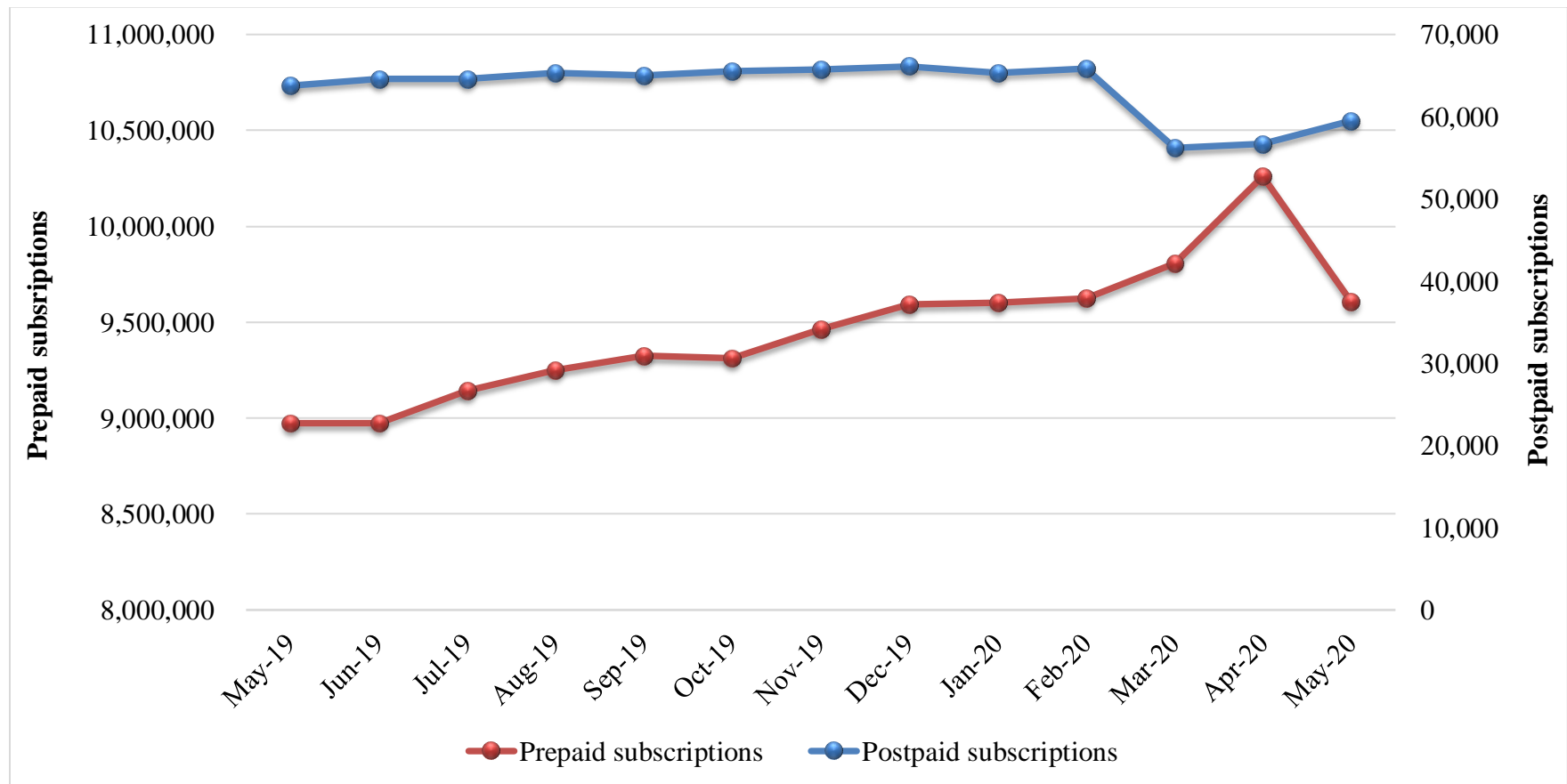
Figure 2: Market share trends for mobile-cellular telephone subscriptions per operator

The mobile-cellular telephone subscriptions market shares for MTN Rwanda Ltd increased by 4.9 percentage points in May-2020 up to 59.5 percent whereas that for Airtel Rwanda Ltd declined by the same margin to stand at 40.5 percent.



Source: Operators' reports, May 2020

Figure 3: Trend of active mobile-cellular telephone subscriptions from May 2019 to May 2020



Source: Operators' reports, May 2020