



**MOBILE-CELLULAR TELEPHONE SUBSCRIPTIONS  
REPORT AS OF SEPTEMBER 2023**

**Disclaimer:** Information provided in this report is subject to alteration in case of any revision or update deemed necessary.

## 1. Mobile-cellular telephone subscriptions as of September 2023

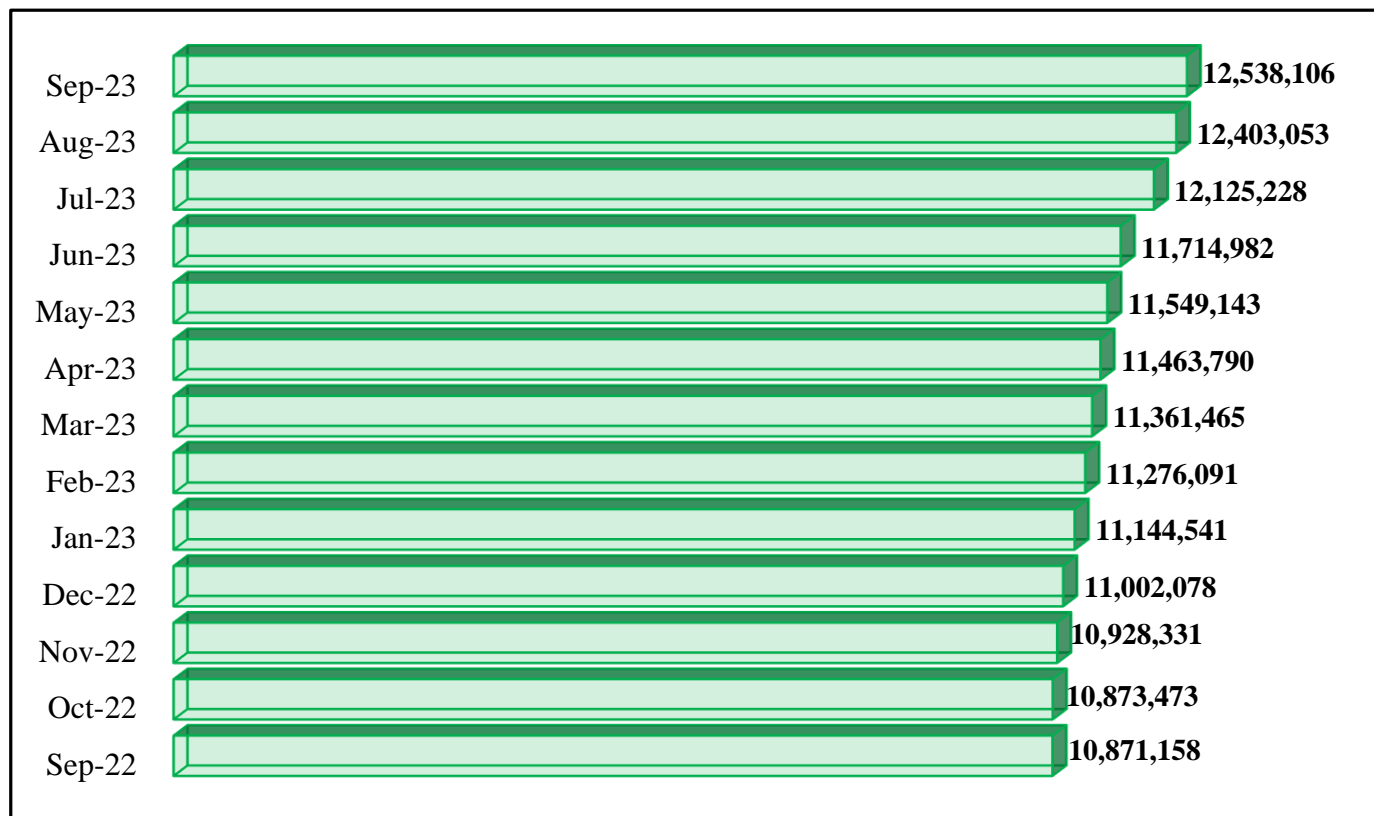
The number of active mobile-cellular telephone subscriptions<sup>1</sup> in Rwanda increased from 12,403,053 as of August 2023 up to 12,538,106 SIM cards recorded at the end of September 2023 which represents an increase of 1.1%. The postpaid subscriptions increased from 170,135 as of August 2023 to 170,422 SIM cards as of September 2023 and the prepaid subscriptions increased up to 12,367,684 as of September 2023 in comparison to 11,955,380 SIM cards published at the end of August 2023. The Table 1 illustrates the number of active mobile-cellular telephone subscriptions per Mobile Network Operator.

**Table 1: Active mobile-cellular telephone subscriptions as of September 2023**

Name of operator	August 2023			September 2023			Monthly variation
	Postpaid	Prepaid	Total	Postpaid	Prepaid	Total	
MTN Rwanda Ltd	161,428	7,519,266	7,680,694	161,739	7,590,861	7,752,600	<b>0.94%</b>
Airtel Rwanda Ltd	8,707	4,713,652	4,722,359	8,683	4,776,823	4,785,506	<b>1.34%</b>
<b>Total</b>	<b>170,135</b>	<b>12,232,918</b>	<b>12,403,053</b>	<b>170,422</b>	<b>12,367,684</b>	<b>12,538,106</b>	<b>1.09%</b>

Source: Operators' reports

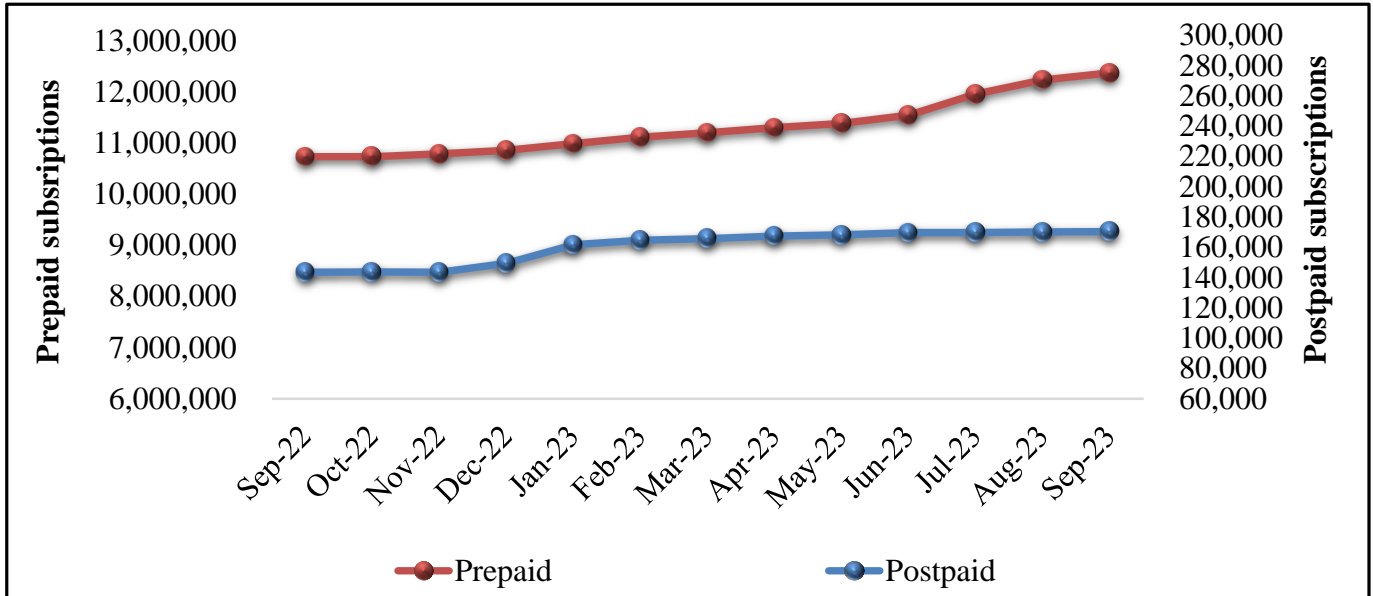
**Figure 1: Trend of active mobile-cellular telephone subscriptions**



Source: Operators' reports

<sup>1</sup> Active mobile-cellular telephone subscriptions are the number of SIM Cards that have been used and generated revenues to the operators during the last three months.

**Figure 2: Trend of active mobile-cellular telephone subscriptions by postpaid and prepaid**

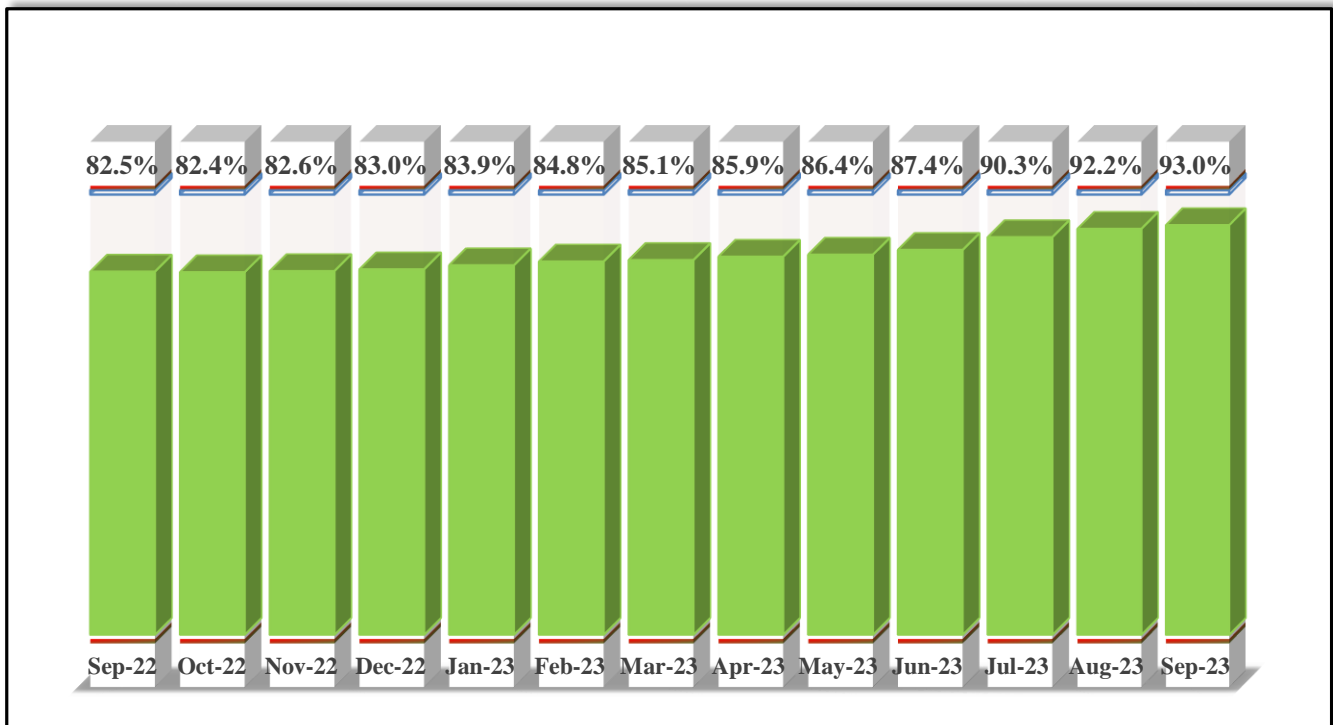


Source: Operators’ reports

**2. Mobile-cellular telephone subscriptions per 100 inhabitants**

As of September 2023, the Mobile Penetration Rate that refers to the number of active SIM cards per total projected population increased to 93.0% from 92.2% for August 2023 publications.

**Figure 3: Trend of mobile-cellular telephone subscriptions per 100 inhabitants**

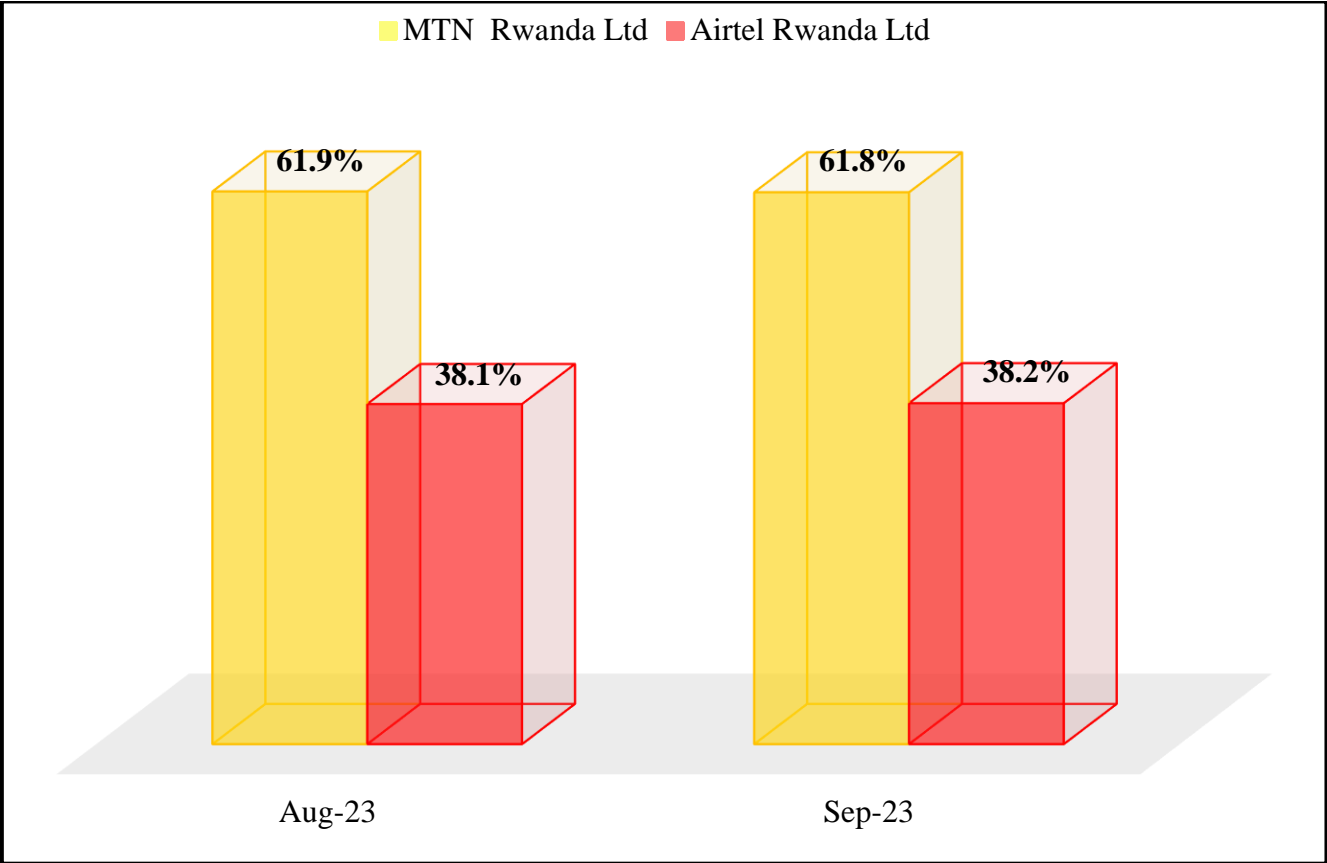


Source: Operators’ reports

**3. Market share for mobile (SIM cards) subscriptions**

As of September 2023, the mobile-cellular telephone subscriptions market share's for MTN Rwanda Ltd decreased by 0.1 percentage points to 61.8% whereas that for AIRTEL Rwanda Ltd increased by the same margin reaching 38.2% in comparison to August 2023 statistics as displayed by the Figure 4.

**Figure 4: Market share trends for mobile-cellular telephone subscriptions per operator**



Source: Operators' reports