



**MOBILE-CELLULAR TELEPHONE SUBSCRIPTIONS
REPORT AS OF OCTOBER 2023**

Disclaimer: Information provided in this report is subject to alteration in case of any revision or update deemed necessary.

1. Mobile-cellular telephone subscriptions as of October 2023

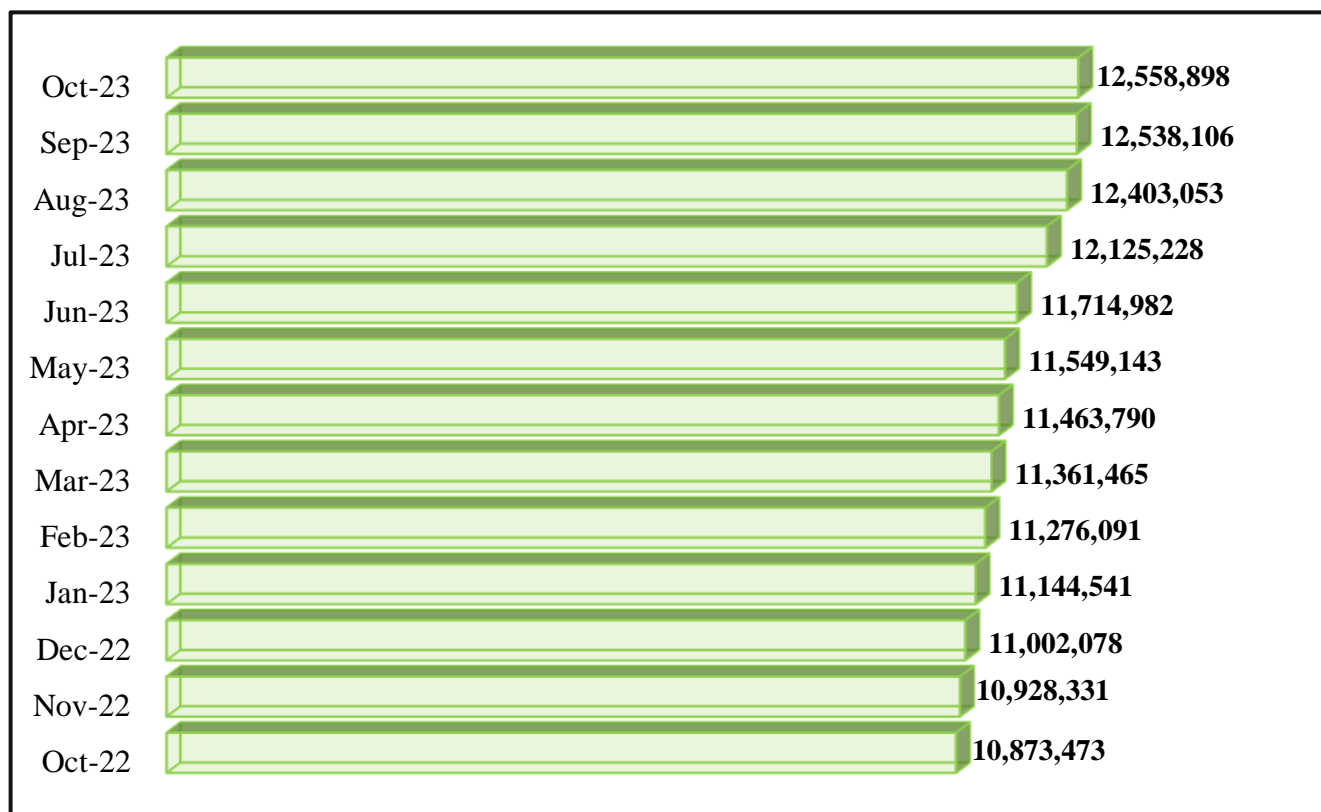
The number of active mobile-cellular telephone subscriptions¹ in Rwanda increased up to 12,558,898 as of October 2023 from 12,538,106 SIM cards recorded at the end of September 2023, which represents an increase of 0.2%. The postpaid subscriptions decreased from 170,422 as of September 2023 to 169,265 SIM cards as of October 2023 whereas the prepaid subscriptions increased up to 12,389,633 as of October 2023 in comparison to 12,367,684 SIM cards published at the end of September 2023. The Table 1 illustrates the number of active mobile-cellular telephone subscriptions per Service Provider.

Table 1: Active mobile-cellular telephone subscriptions as of October 2023

Name of operator	September 2023			October 2023			Monthly variation
	Postpaid	Prepaid	Total	Postpaid	Prepaid	Total	
MTN Rwandacell Plc	161,739	7,590,861	7,752,600	160,584	7,606,268	7,766,852	0.18%
Airtel Rwanda Ltd	8,683	4,776,823	4,785,506	8,681	4,783,365	4,792,046	0.14%
Total	170,422	12,367,684	12,538,106	169,265	12,389,633	12,558,898	0.17%

Source: Operators' reports

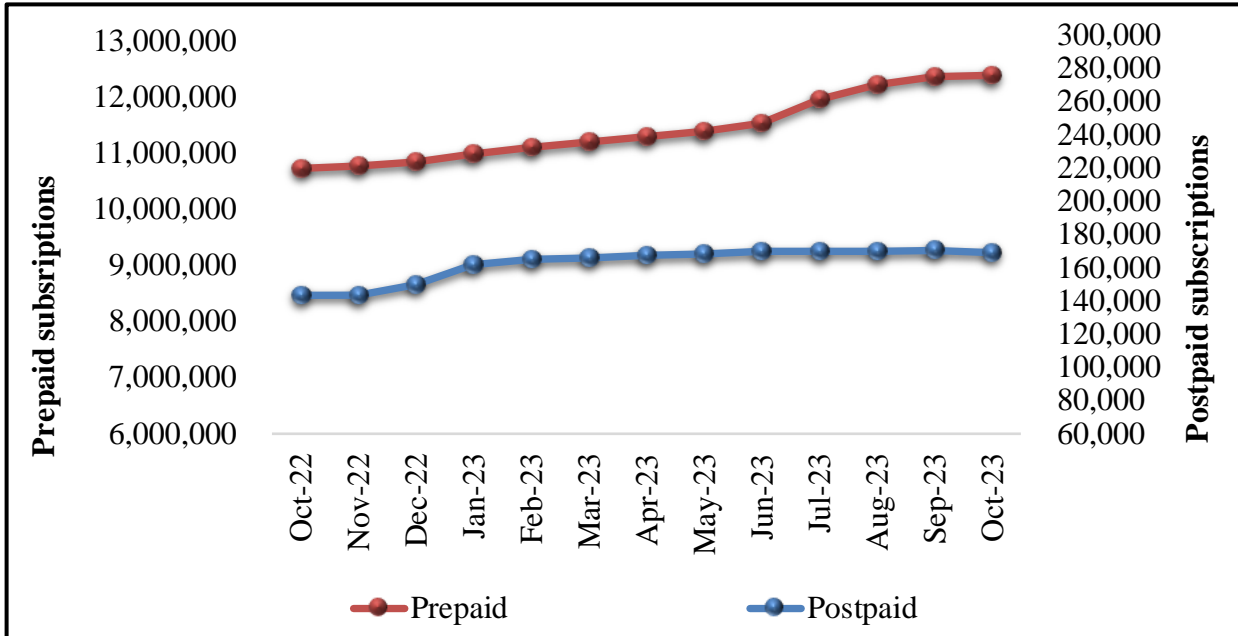
Figure 1: Trend of active mobile-cellular telephone subscriptions



Source: Operators' reports

¹ Active mobile-cellular telephone subscriptions are the number of SIM Cards that have been used and generated revenues to the operators during the last three months.

Figure 2: Trend of active mobile-cellular telephone subscriptions by postpaid and prepaid

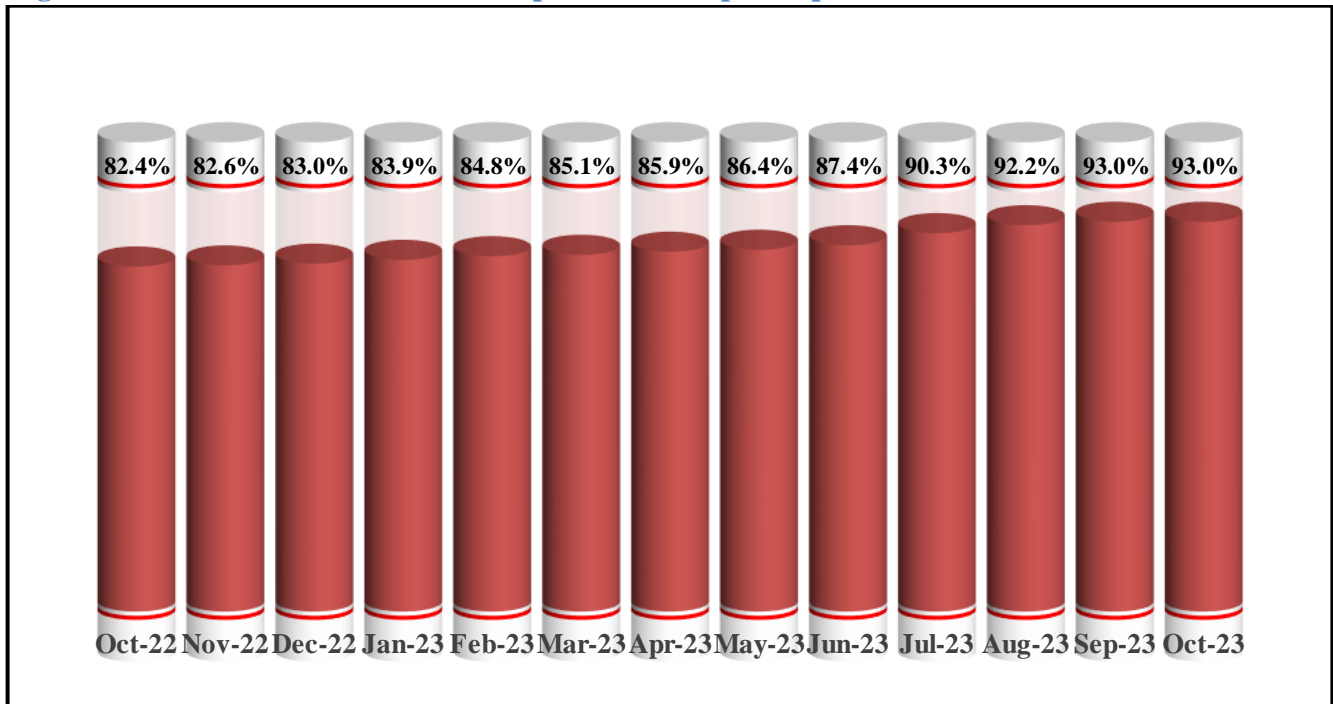


Source: Operators' reports

2. Mobile-cellular telephone subscriptions per 100 inhabitants

The Mobile Penetration Rate that refers to the number of active SIM cards per total projected population remained at 93.0% over the last two months.

Figure 3: Trend of mobile-cellular telephone subscriptions per 100 inhabitants

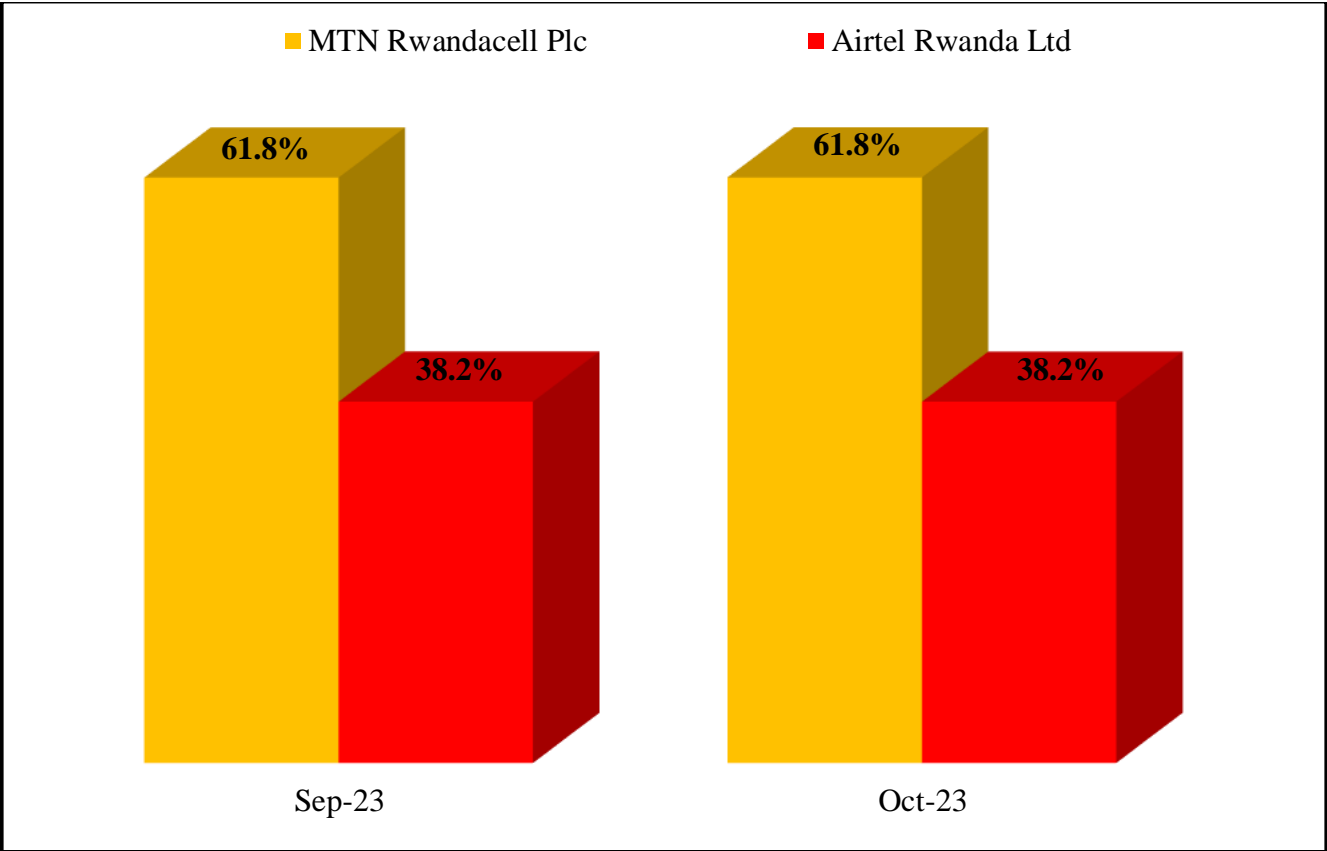


Source: Operators' reports

3. Market share for mobile (SIM cards) subscriptions

As of October 2023, the mobile-cellular telephone subscriptions market shares for MTN Rwandacell Plc and Airtel Rwanda Ltd remained at 61.8% and 38.2% respectively in comparison to the publication of September 2023.

Figure 4: Market share trends for mobile-cellular telephone subscriptions per operator



Source: Operators' reports