



**MOBILE-CELLULAR TELEPHONE SUBSCRIPTIONS
REPORT AS OF OCTOBER 2022**

Disclaimer: Information provided in this report is subject to alteration in case of any revisions or updates deemed necessary.

1. Mobile-cellular telephone subscriptions as of October 2022


The total number of active mobile-cellular telephone subscriptions¹ in Rwanda increased from 10,871,158 as of September 2022 up to 10,873,473 SIM cards at the end of October 2022, representing an increase of 0.02%. The postpaid subscriptions increased from 143,481 as of September 2022 to 143,750 SIM cards recorded at the end of October 2022 and prepaid subscriptions increased to 10,729,723 as of October 2022 in comparison to 10,727,677 SIM cards reported at the end of September 2022.

Table 1: Active mobile-cellular telephone subscriptions as of October 2022

Name of operator	September 2022			October 2022			Monthly variation
	Postpaid	Prepaid	Total	Postpaid	Prepaid	Total	
MTN Rwanda Ltd	136,086	6,979,379	7,115,465	136,355	6,940,734	7,077,089	-0.54%
Airtel Rwanda Ltd	7,395	3,748,298	3,755,693	7,395	3,788,989	3,796,384	1.08%
Total	143,481	10,727,677	10,871,158	143,750	10,729,723	10,873,473	0.02%

Source: Operators' reports

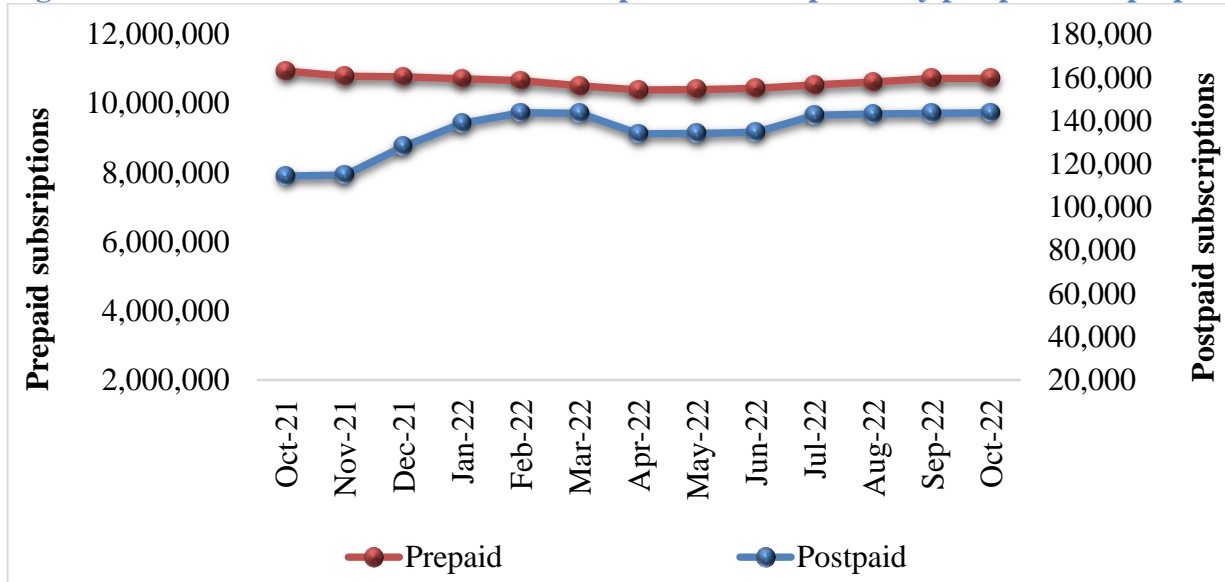
Figure 1: Trend of active mobile-cellular telephone subscriptions



Source: Operators' reports

¹ Active mobile-cellular telephone subscriptions are the number of SIM Cards that have been used during the last three months.

Figure 2: Trend of active mobile-cellular telephone subscriptions by postpaid and prepaid

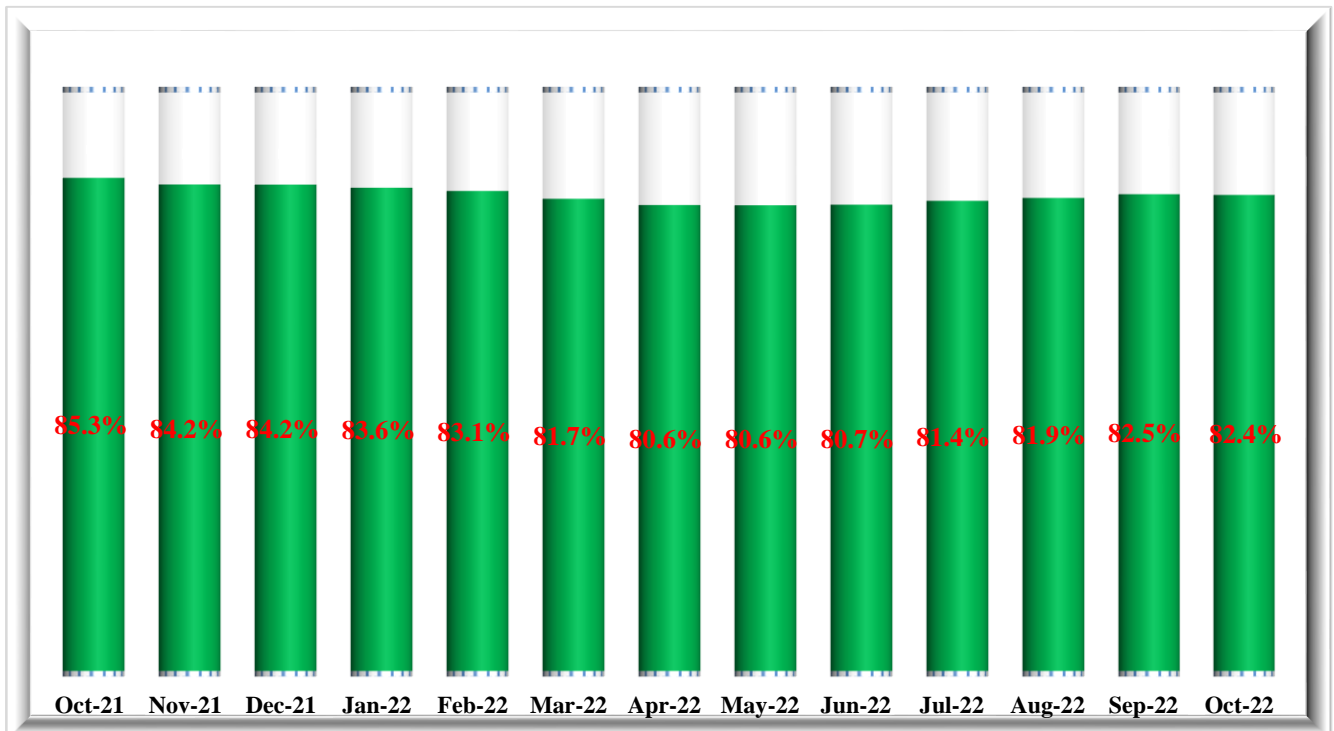


Source: Operators' reports

2. Mobile-cellular telephone subscriptions per 100 inhabitants

As of October 2022, the Mobile Penetration Rate that refers to the number of active SIM cards per total projected population reduced to 82.4% in comparison to 82.5% for September 2022 publication.

Figure 3: Trend of mobile-cellular telephone subscriptions per 100 inhabitants

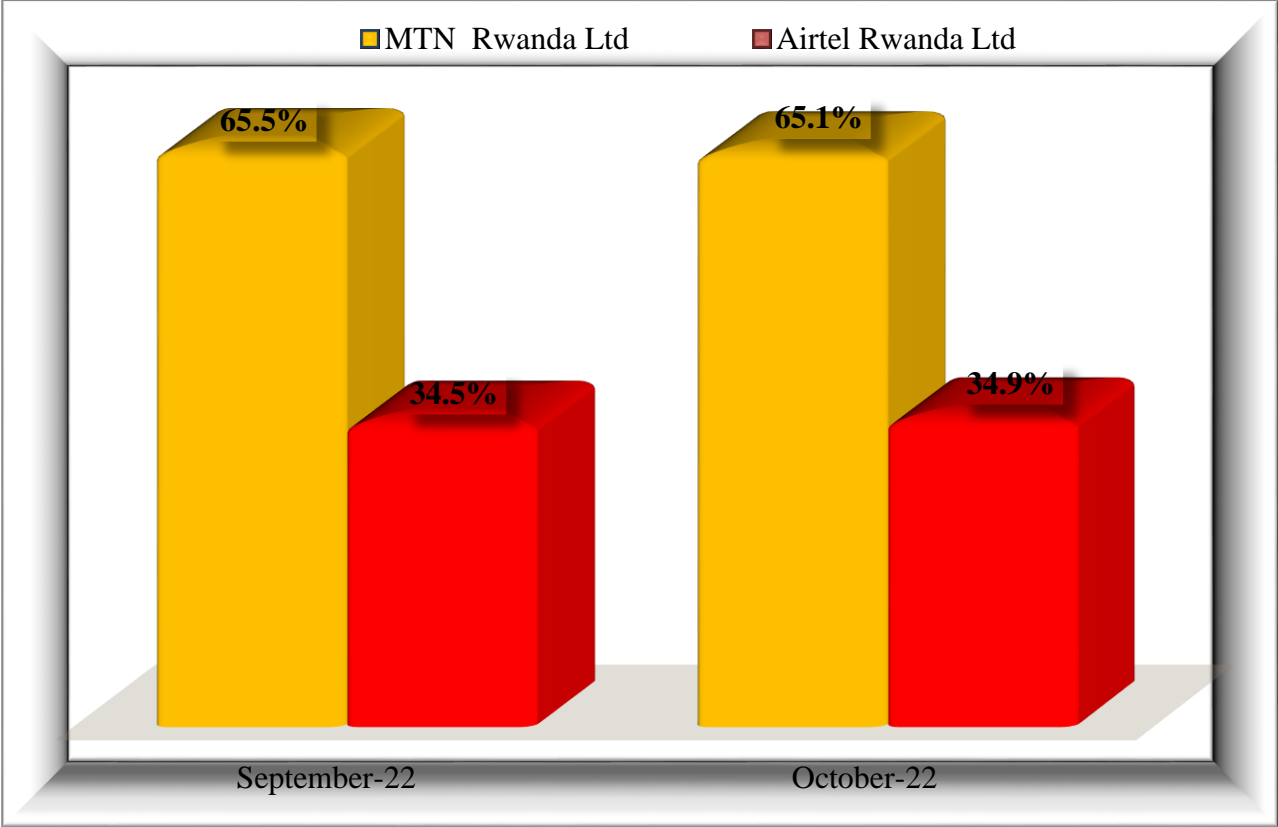


Source: Operators' reports

3. Market share for mobile (SIM cards) subscriptions

As of October 2022, the mobile-cellular telephone subscriptions market shares for MTN Rwanda Ltd declined by 0.4 percentage points up to 65.1% whereas that for AIRTEL Rwanda Ltd increased by the same margin reaching 34.9% in comparison to September 2022 statistics as shown in Figure 4.

Figure 4: Market share trends for mobile-cellular telephone subscriptions per operator



Source: Operators' reports