



**MOBILE-CELLULAR TELEPHONE SUBSCRIPTIONS
REPORT AS OF MAY 2023**

Disclaimer: Information provided in this report is subject to alteration in case of any revision or update deemed necessary.

1. Mobile-cellular telephone subscriptions as of May 2023

The number of active mobile-cellular telephone subscriptions¹ in Rwanda increased from 11,463,790 as of April 2023 up to 11,549,143 SIM cards recorded at the end of May 2023, representing an increase of 0.74%. The postpaid subscriptions increased from 167,453 as of April 2023 to 168,243 SIM cards as of May 2023 whereas the prepaid subscriptions increased to 11,380,900 as of May 2023 in comparison to 11,296,337 SIM cards published at the end of April 2023. The Table 1 illustrates the number of active mobile-cellular telephone subscriptions per Mobile Network Operator.

Table 1: Active mobile-cellular telephone subscriptions as of May 2023

Name of operator	April 2023			May 2023			Monthly variation
	Postpaid	Prepaid	Total	Postpaid	Prepaid	Total	
MTN Rwanda Ltd	160,058	7,061,631	7,221,689	160,848	7,061,333	7,222,181	0.01%
Airtel Rwanda Ltd	7,395	4,234,706	4,242,101	7,395	4,319,567	4,326,962	2.00%
Total	167,453	11,296,337	11,463,790	168,243	11,380,900	11,549,143	0.74%

Source: Operators' reports

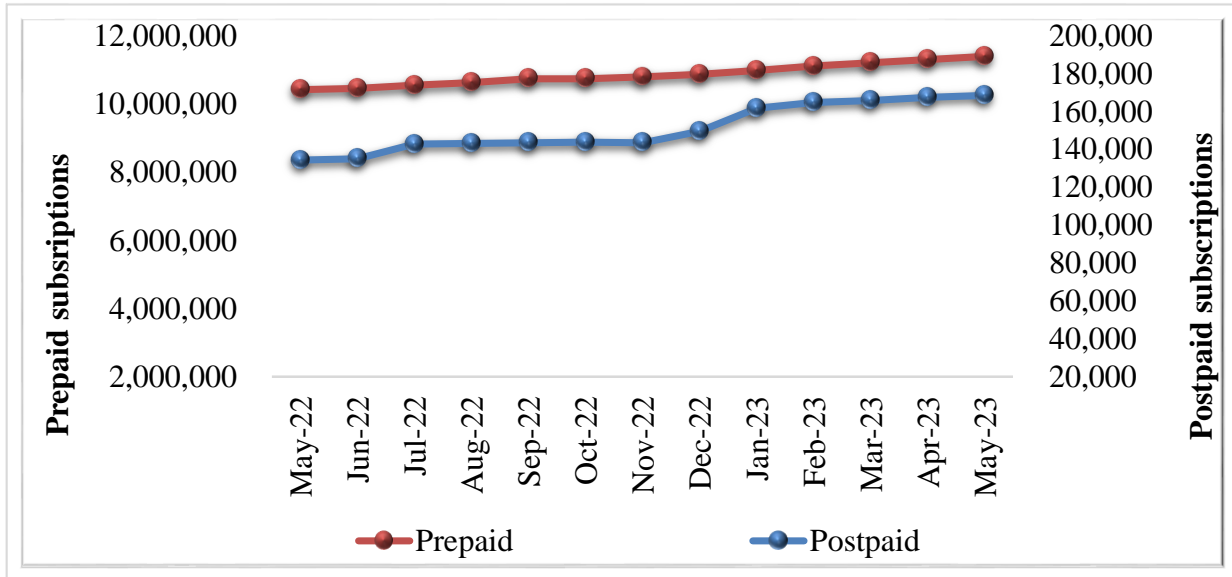
Figure 1: Trend of active mobile-cellular telephone subscriptions



Source: Operators' reports

¹ Active mobile-cellular telephone subscriptions are the number of SIM Cards that have been used during the last three months.

Figure 2: Trend of active mobile-cellular telephone subscriptions by postpaid and prepaid

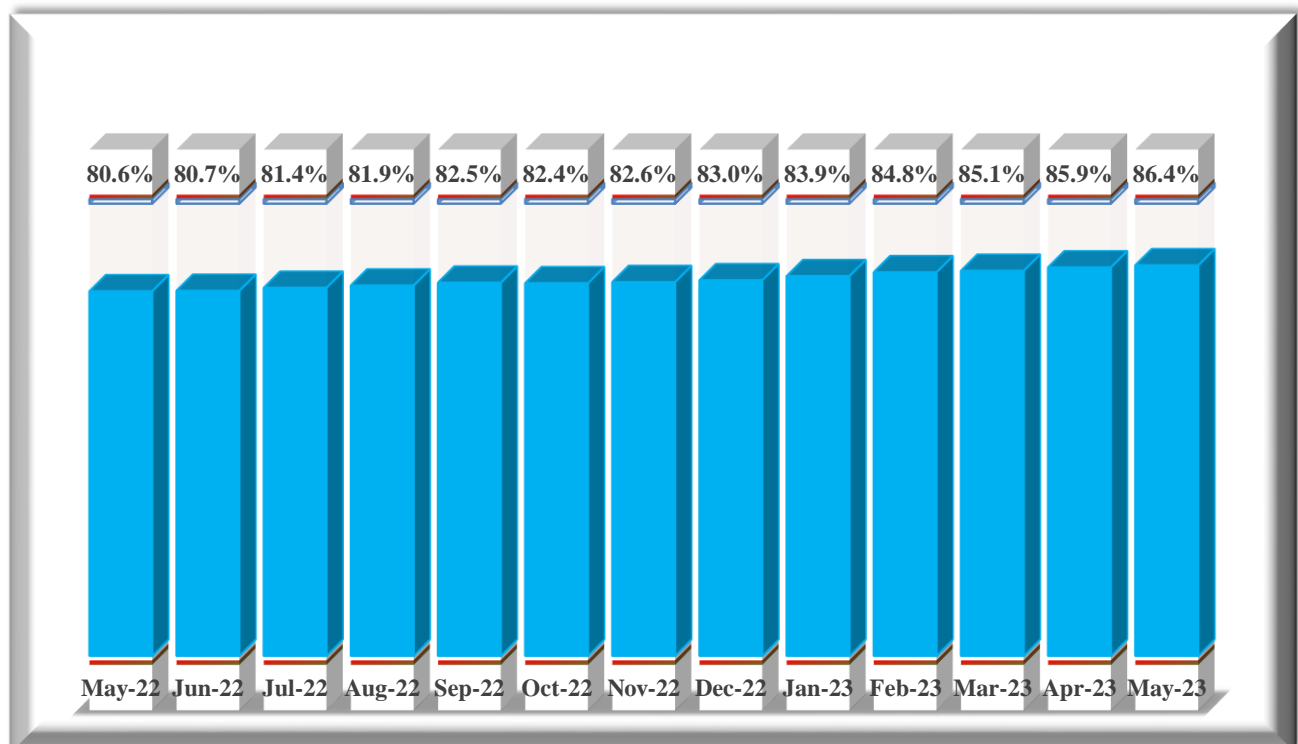


Source: Operators’ reports

2. Mobile-cellular telephone subscriptions per 100 inhabitants

As of May 2023, the Mobile Penetration Rate that refers to the number of active SIM cards per total projected population have increased up to 86.4% in comparison to 85.9% for April 2023 publications.

Figure 3: Trend of mobile-cellular telephone subscriptions per 100 inhabitants

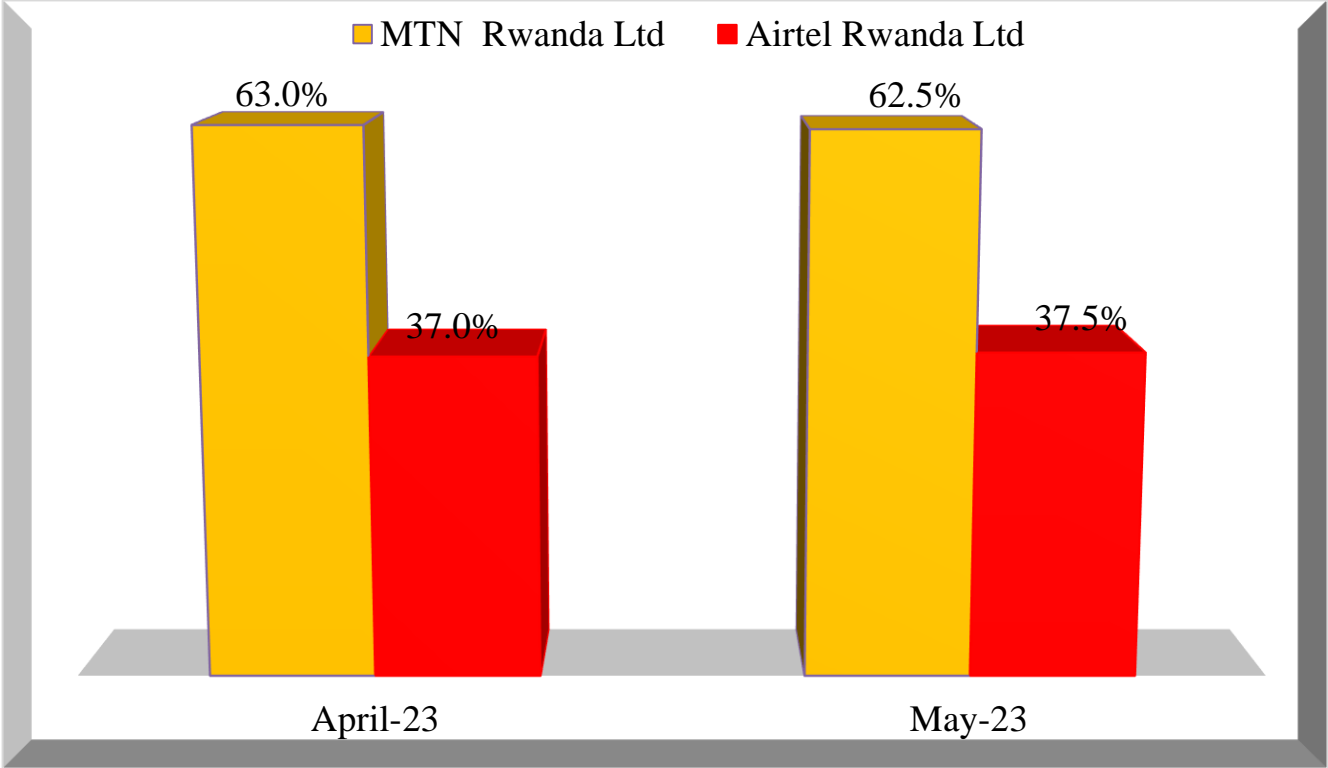


Source: Operators’ reports

3. Market share for mobile (SIM cards) subscriptions

As of May 2023, the mobile-cellular telephone subscriptions market shares for MTN Rwanda Ltd decreased by 0.5 percentage points to 62.5% whereas that for AIRTEL Rwanda Ltd increased by the same margin reaching 37.5% in comparison to May 2023 statistics as displayed by the Figure 4.

Figure 4: Market share trends for mobile-cellular telephone subscriptions per operator



Source: Operators' reports