



**MOBILE-CELLULAR TELEPHONE SUBSCRIPTIONS
REPORT AS OF JUNE 2023**

Disclaimer: Information provided in this report is subject to alteration in case of any revision or update deemed necessary.

1. Mobile-cellular telephone subscriptions as of June 2023

The number of active mobile-cellular telephone subscriptions¹ in Rwanda increased from 11,549,143 as of May 2023 up to 11,714,982 SIM cards recorded at the end of June 2023, representing an increase of 1.44%. The postpaid subscriptions increased from 168,243 as of May 2023 to 169,697 SIM cards as of June 2023 and the prepaid subscriptions increased up to 11,545,285 as of June 2023 in comparison to 11,380,900 SIM cards published at the end of May 2023. The Table 1 illustrates the number of active mobile-cellular telephone subscriptions per Mobile Network Operator.

Table 1: Active mobile-cellular telephone subscriptions as of June 2023

Name of operator	May 2023			June 2023			Monthly variation
	Postpaid	Prepaid	Total	Postpaid	Prepaid	Total	
MTN Rwanda Ltd	160,848	7,061,333	7,222,181	161,147	7,088,025	7,249,172	0.37%
Airtel Rwanda Ltd	7,395	4,319,567	4,326,962	8,550	4,457,260	4,465,810	3.21%
Total	168,243	11,380,900	11,549,143	169,697	11,545,285	11,714,982	1.44%

Source: Operators' reports

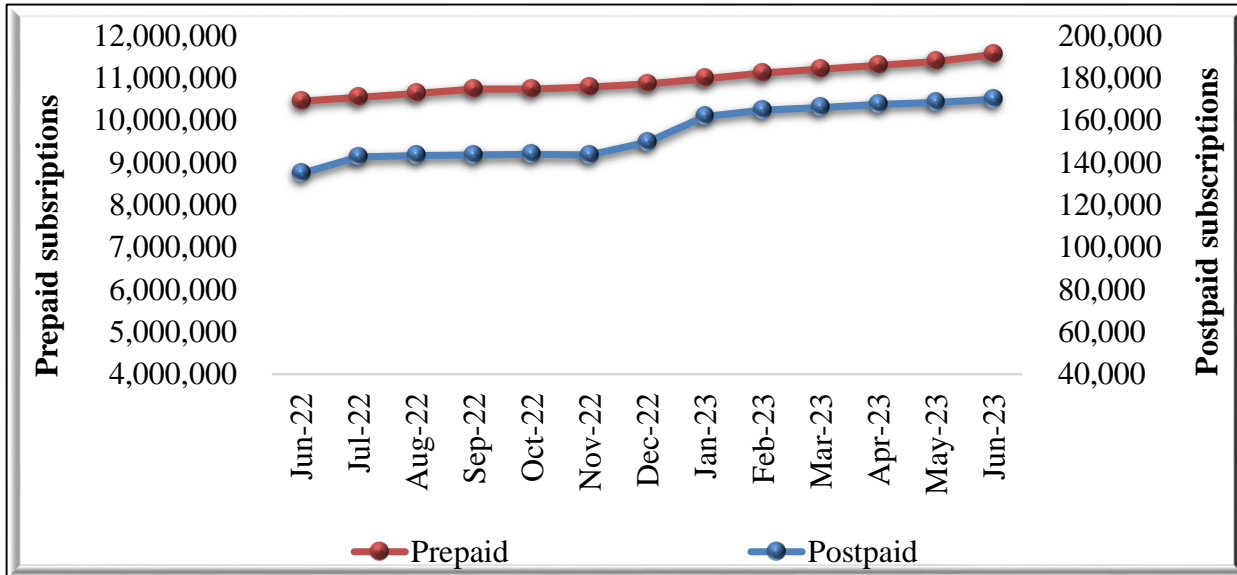
Figure 1: Trend of active mobile-cellular telephone subscriptions



Source: Operators' reports

¹ Active mobile-cellular telephone subscriptions are the number of SIM Cards that have been used during the last three months.

Figure 2: Trend of active mobile-cellular telephone subscriptions by postpaid and prepaid

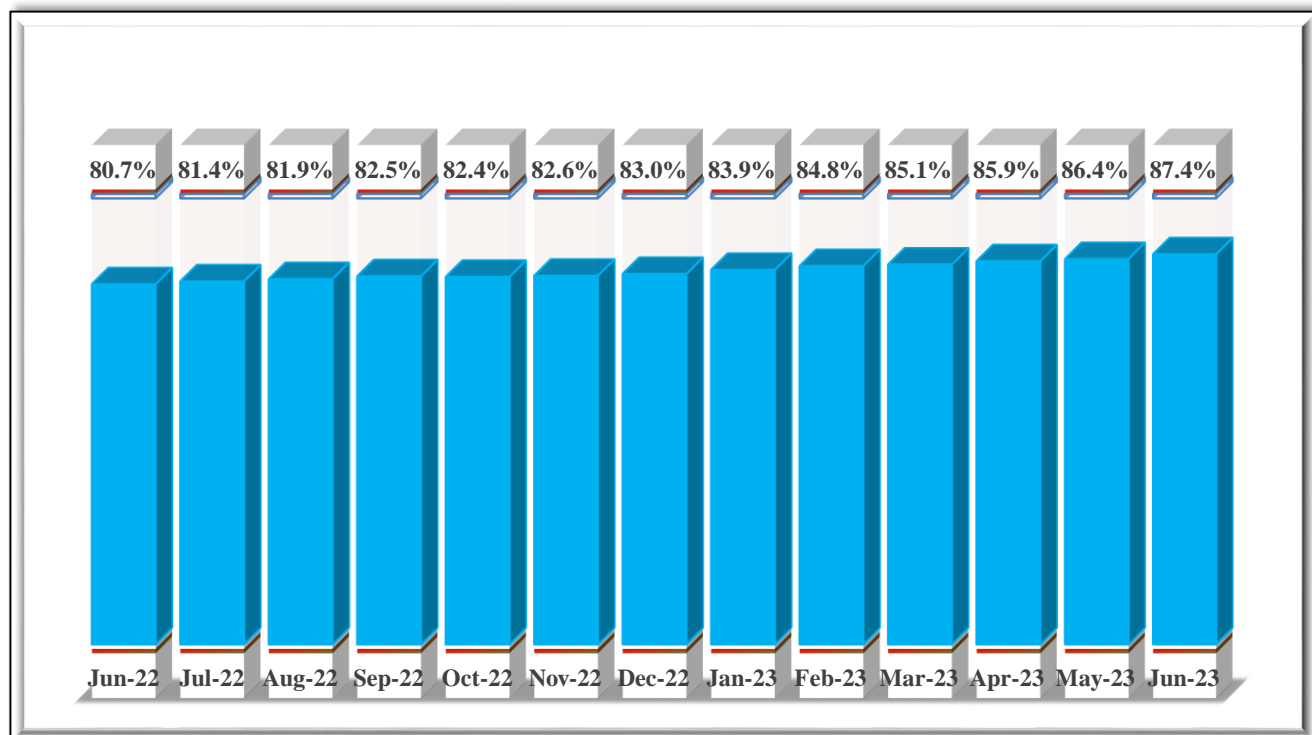


Source: Operators' reports

2. Mobile-cellular telephone subscriptions per 100 inhabitants

As of June 2023, the Mobile Penetration Rate that refers to the number of active SIM cards per total projected population have upraised to 87.4% in comparison to 86.4% for May 2023 publications.

Figure 3: Trend of mobile-cellular telephone subscriptions per 100 inhabitants

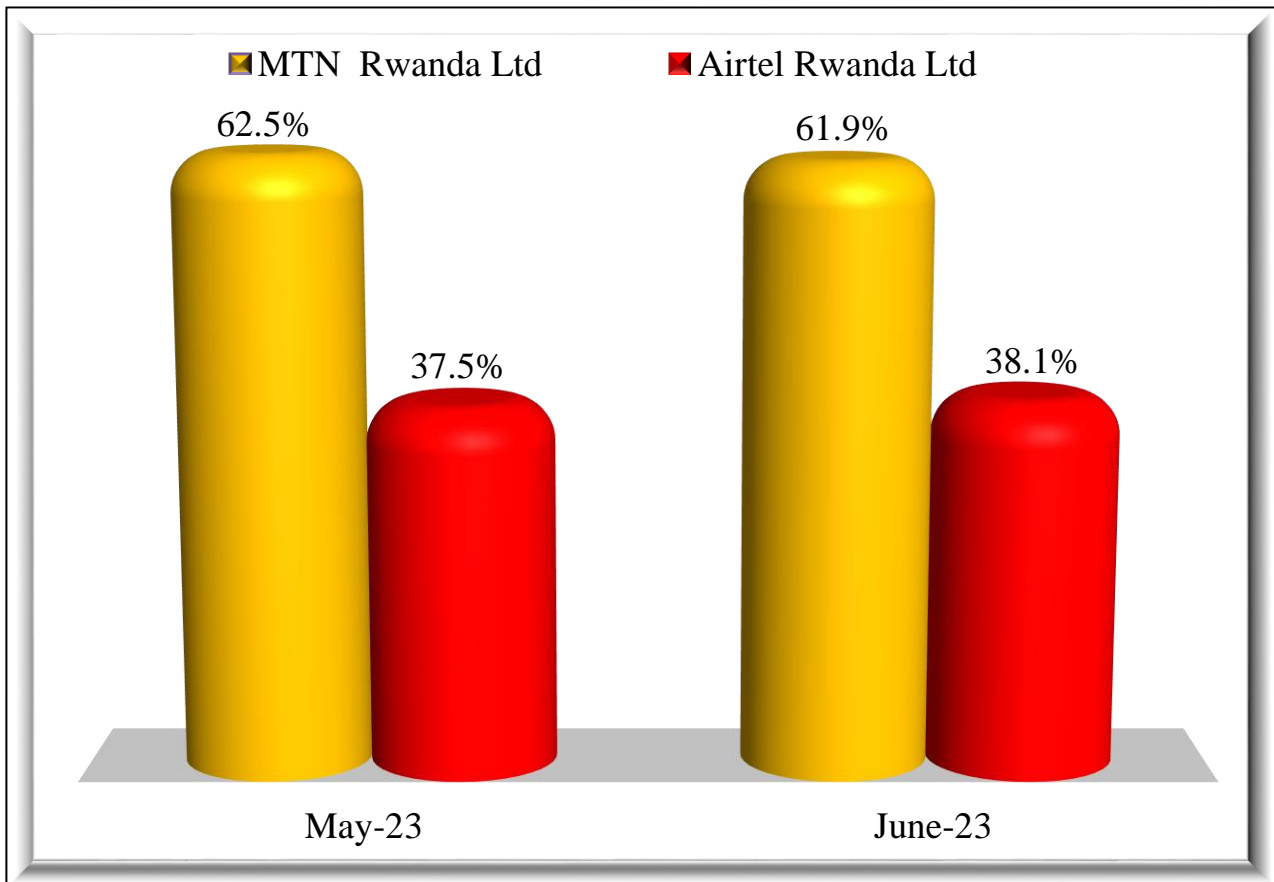


Source: Operators' reports

3. Market share for mobile (SIM cards) subscriptions

As of June 2023, the mobile-cellular telephone subscriptions market shares for MTN Rwanda Ltd reduced by 0.7 percentage points to 61.9% whereas that for AIRTEL Rwanda Ltd upraised by the same margin reaching 38.1% in comparison to May 2023 statistics as displayed by the Figure 4.

Figure 4: Market share trends for mobile-cellular telephone subscriptions per operator



Source: Operators' reports