



**MOBILE-CELLULAR TELEPHONE SUBSCRIPTIONS  
REPORT AS OF JULY 2023**

**Disclaimer:** Information provided in this report is subject to alteration in case of any revision or update deemed necessary.

## 1. Mobile-cellular telephone subscriptions as of July 2023


The number of active mobile-cellular telephone subscriptions<sup>1</sup> in Rwanda increased from 11,714,982 as of June 2023 up to 12,125,228 SIM cards recorded at the end of July 2023 which shows an increase of 3.5%. The postpaid subscriptions increased from 169,697 as of June 2023 to 169,848 SIM cards as of July 2023 and the prepaid subscriptions increased up to 11,955,380 as of July 2023 in comparison to 11,545,285 SIM cards published at the end of June 2023. The Table 1 illustrates the number of active mobile-cellular telephone subscriptions per Mobile Network Operator.

**Table 1: Active mobile-cellular telephone subscriptions as of July 2023**

Name of operator	June 2023			July2023			Monthly variation
	Postpaid	Prepaid	Total	Postpaid	Prepaid	Total	
MTN Rwanda Ltd	161,147	7,088,025	7,249,172	161,187	7,384,524	7,545,711	<b>4.09%</b>
Airtel Rwanda Ltd	8,550	4,457,260	4,465,810	8,661	4,570,856	4,579,517	<b>2.55%</b>
<b>Total</b>	<b>169,697</b>	<b>11,545,285</b>	<b>11,714,982</b>	<b>169,848</b>	<b>11,955,380</b>	<b>12,125,228</b>	<b>3.50%</b>

Source: Operators' reports

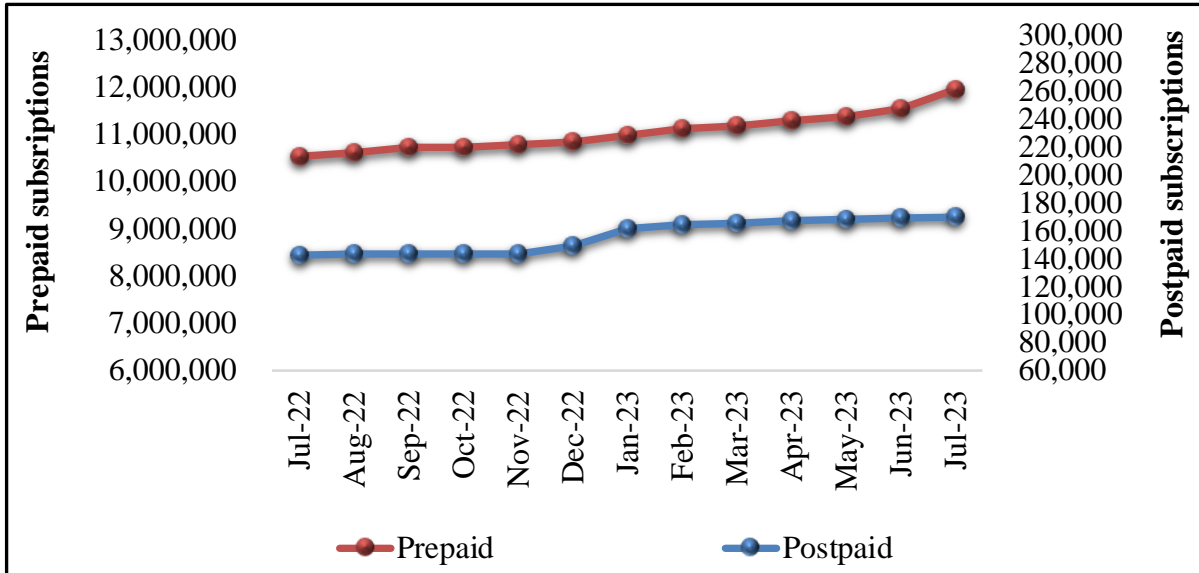
**Figure 1: Trend of active mobile-cellular telephone subscriptions**



Source: Operators' reports

<sup>1</sup> Active mobile-cellular telephone subscriptions are the number of SIM Cards that have been used during the last three months.

**Figure 2: Trend of active mobile-cellular telephone subscriptions by postpaid and prepaid**

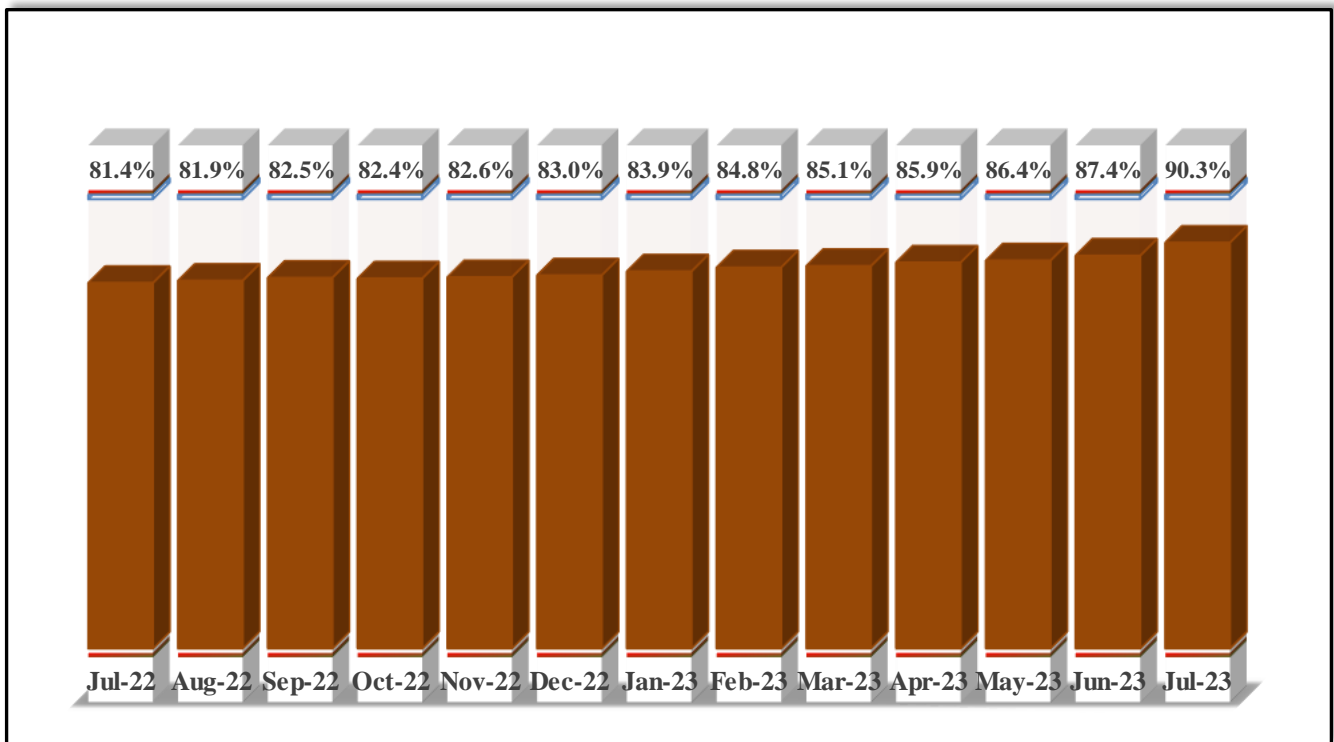


Source: Operators' reports

**2. Mobile-cellular telephone subscriptions per 100 inhabitants**

As of July 2023, the Mobile Penetration Rate that refers to the number of active SIM cards per total projected population have upraised to 90.3% in comparison to 87.4% for June 2023 publications.

**Figure 3: Trend of mobile-cellular telephone subscriptions per 100 inhabitants**

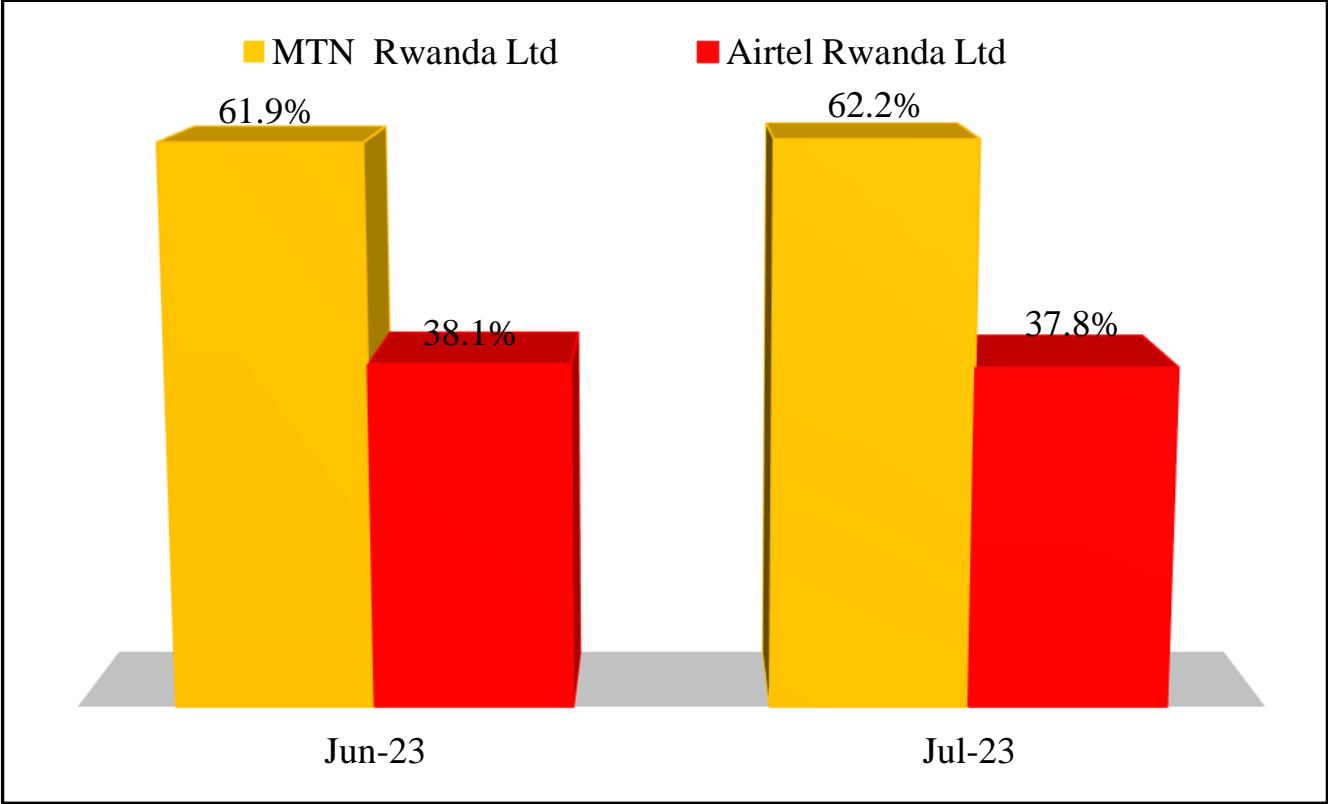


Source: Operators' reports

**3. Market share for mobile (SIM cards) subscriptions**

As of July 2023, the mobile-cellular telephone subscriptions market shares for MTN Rwanda Ltd upraised by 0.3 percentage points to 62.2% whereas that for AIRTEL Rwanda Ltd declined by the same margin reaching 37.8% in comparison to June 2023 statistics as displayed by the Figure 4.

**Figure 4: Market share trends for mobile-cellular telephone subscriptions per operator**



Source: Operators' reports