



**MOBILE-CELLULAR TELEPHONE SUBSCRIPTIONS  
REPORT AS OF FEBRUARY 2024**

**Disclaimer:** Information provided in this report is subject to alteration in case of any revision or update deemed necessary.

## 1. Mobile-cellular telephone subscriptions as of February 2024

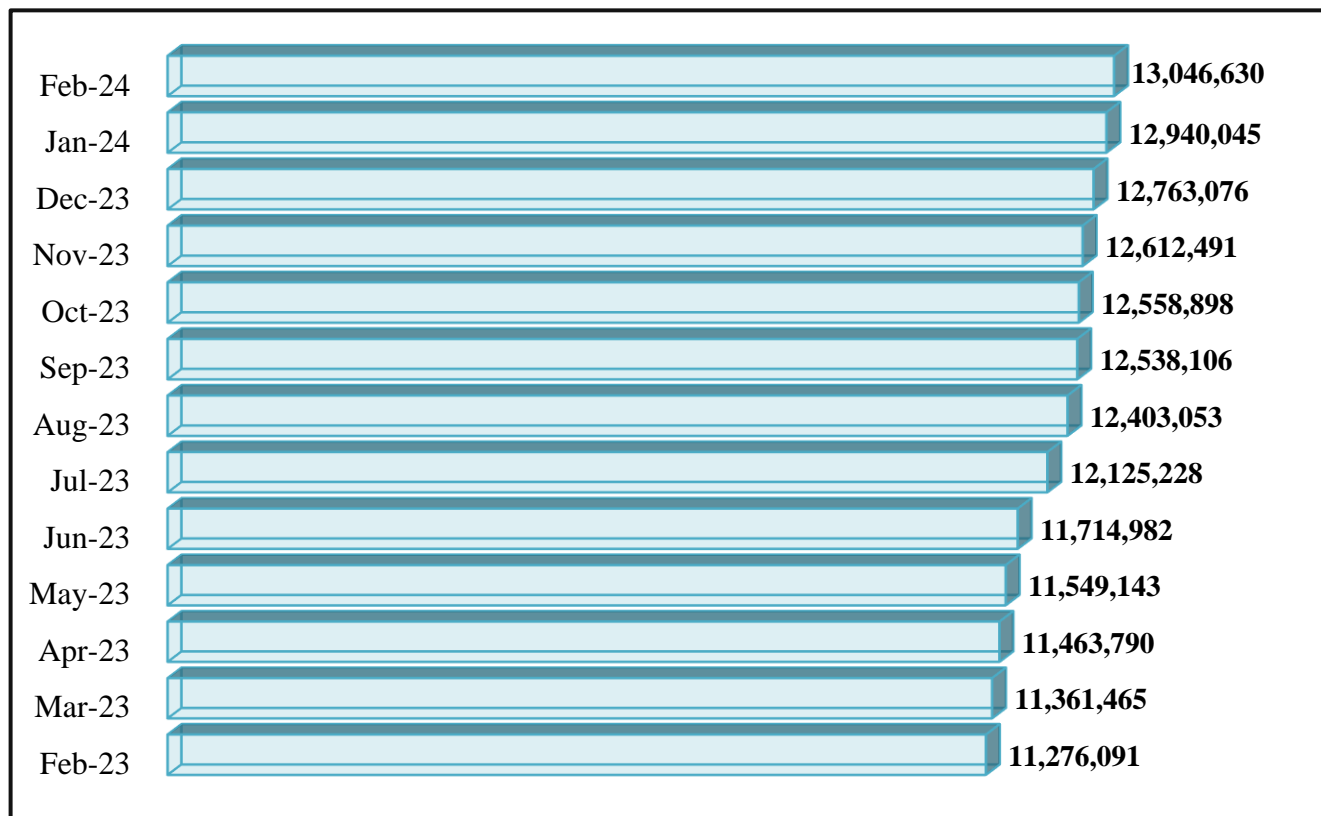
The number of active mobile-cellular telephone subscriptions<sup>1</sup> in Rwanda increased up to 13,046,630 as of February 2024 from 12,940,045 SIM cards recorded at the end of January 2024, which shows an increase of 0.8%. The postpaid subscriptions decreased from 172,091 as of January 2024 to 165,572 SIM cards as of February 2024 whereas the prepaid subscriptions raised up to 12,881,058 as of February 2024 as compared to 12,767,954 SIM cards reported at the end of January 2024. The Table 1 illustrates the number of active mobile-cellular telephone subscriptions per Service Provider.

**Table 1: Active mobile-cellular telephone subscriptions as of February 2024**

Name of operator	January 2024			February 2024			Monthly variation
	Postpaid	Prepaid	Total	Postpaid	Prepaid	Total	
MTN Rwandacell Plc	162,965	7,815,530	7,978,495	163,573	7,858,149	8,021,722	0.54%
Airtel Rwanda Ltd	9,126	4,952,424	4,961,550	1,999	5,022,909	5,024,908	1.28%
<b>Total</b>	<b>172,091</b>	<b>12,767,954</b>	<b>12,940,045</b>	<b>165,572</b>	<b>12,881,058</b>	<b>13,046,630</b>	<b>0.82%</b>

Source: Operators' reports

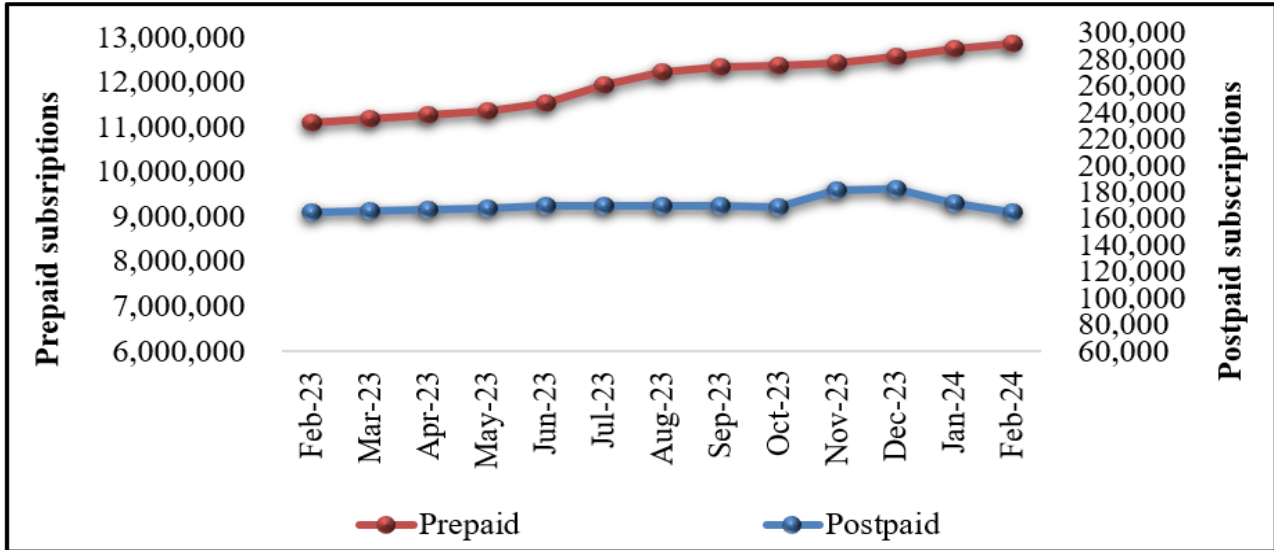
**Figure 1: Trend of active mobile-cellular telephone subscriptions**



Source: Operators' reports

<sup>1</sup> Active mobile-cellular telephone subscriptions are the number of SIM Cards that have been used and generated revenues to the operators during the last three months.

**Figure 2: Trend of active mobile-cellular telephone subscriptions by postpaid and prepaid**

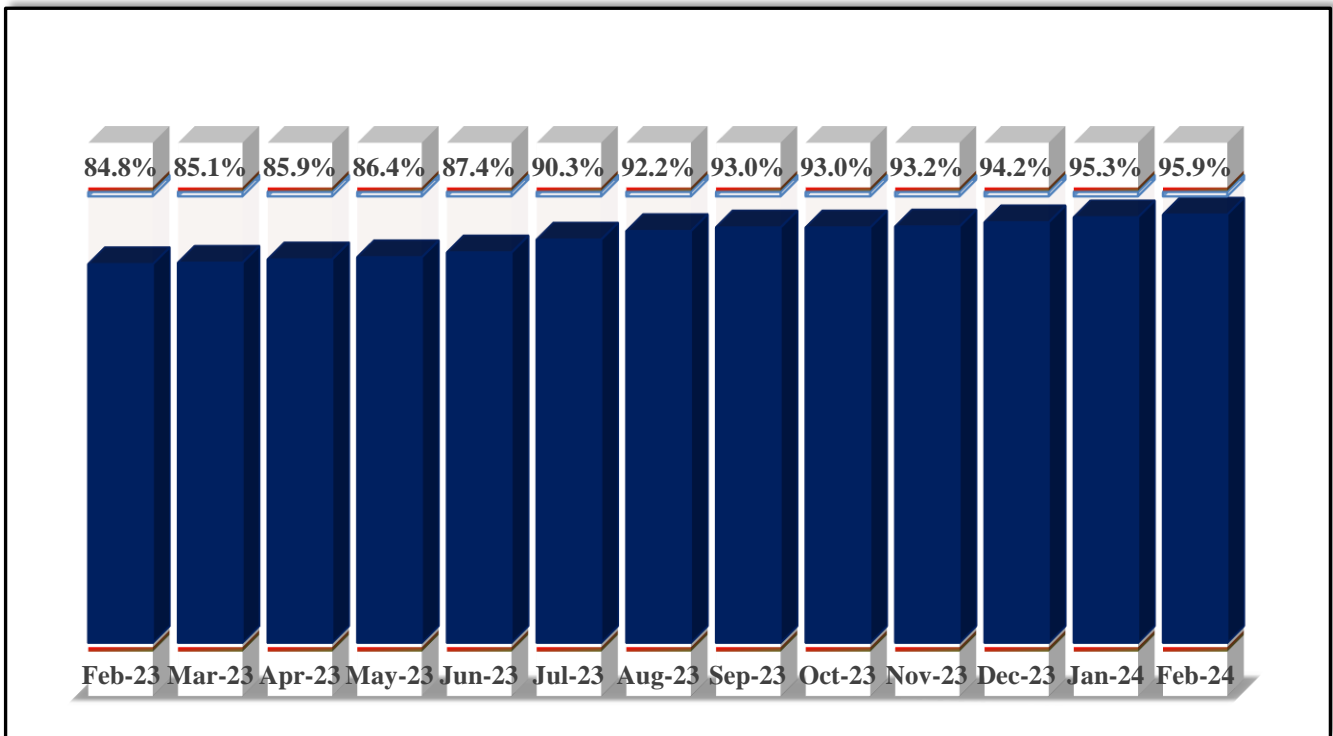


Source: Operators' reports

**2. Mobile-cellular telephone subscriptions per 100 inhabitants**

As of February 2024, the Mobile Penetration Rate that refers to the number of active SIM cards per total projected population increased up to 95.9% in comparison to 95.3% for January 2024.

**Figure 3: Trend of mobile-cellular telephone subscriptions per 100 inhabitants**

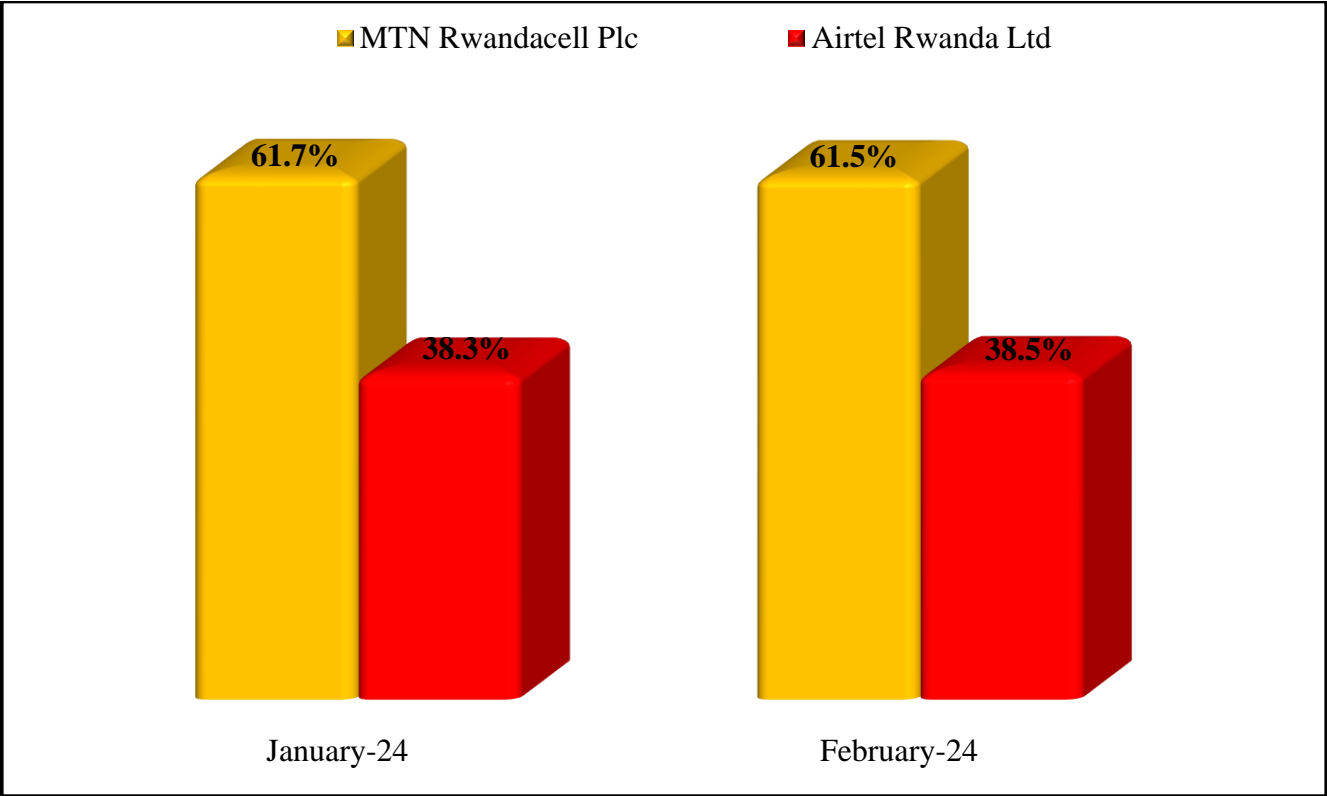


Source: Operators' reports

**3. Market share for mobile (SIM cards) subscriptions**

As of February 2024, the mobile-cellular telephone subscriptions market share's for MTN Rwandacell Plc reduced by 0.2 percentage points up to 61.5% whereas that for AIRTEL Rwanda Ltd rose by the same margin for reaching 38.5% in comparison to January 2024.

**Figure 4: Market share trends for mobile-cellular telephone subscriptions per operator**



Source: Operators' reports