



**MOBILE-CELLULAR TELEPHONE SUBSCRIPTIONS  
REPORT AS OF FEBRUARY 2023**

**Disclaimer:** Information provided in this report is subject to alteration in case of any revision or update deemed necessary.

## 1. Mobile-cellular telephone subscriptions as of February 2023


The number of active mobile-cellular telephone subscriptions<sup>1</sup> in Rwanda increased from 11,144,541 as of January 2023 up to 11,276,091 SIM cards at the end of February 2023, representing an increase of 1.18%. The postpaid subscriptions increased from 161,645 as of January 2023 to 164,739 SIM cards recorded at the end of February 2023 whereas the prepaid subscriptions increased to 11,111,352 as of February 2023 in comparison to 10,982,896 SIM cards reported at the end of January 2023.

**Table 1: Active mobile-cellular telephone subscriptions as of February 2023**

Name of operator	January 2023			February 2023			Monthly variation
	Postpaid	Prepaid	Total	Postpaid	Prepaid	Total	
MTN Rwanda Ltd	154,250	6,980,504	7,134,754	157,344	7,018,655	7,175,999	0.58%
Airtel Rwanda Ltd	7,395	4,002,392	4,009,787	7,395	4,092,697	4,100,092	2.25%
<b>Total</b>	<b>161,645</b>	<b>10,982,896</b>	<b>11,144,541</b>	<b>164,739</b>	<b>11,111,352</b>	<b>11,276,091</b>	<b>1.18%</b>

Source: Operators' reports

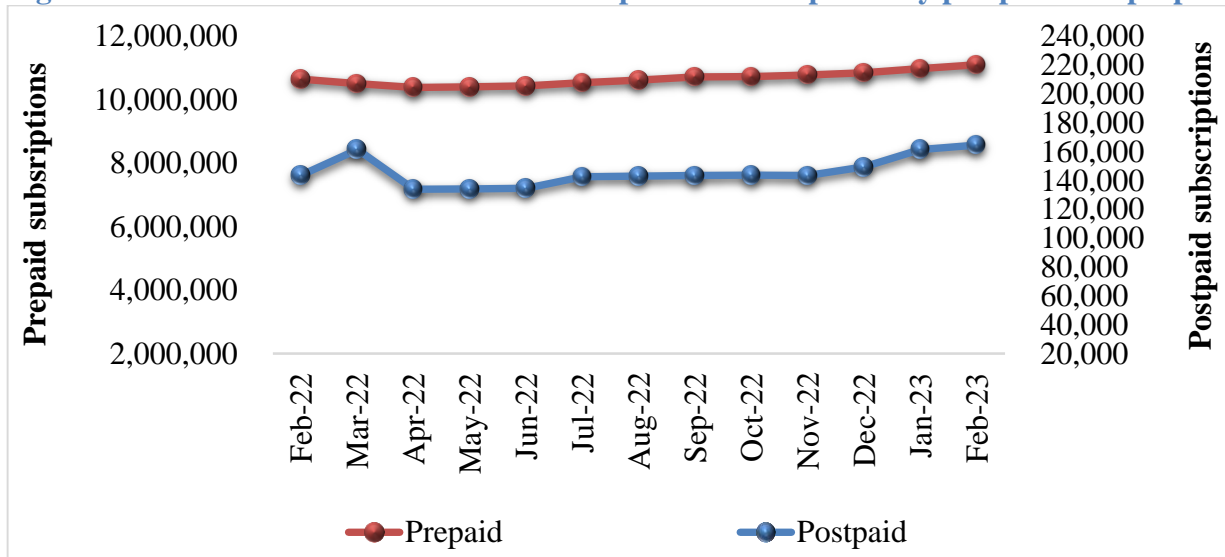
**Figure 1: Trend of active mobile-cellular telephone subscriptions**



Source: Operators' reports

<sup>1</sup> Active mobile-cellular telephone subscriptions are the number of SIM Cards that have been used during the last three months.

**Figure 2: Trend of active mobile-cellular telephone subscriptions by postpaid and prepaid**

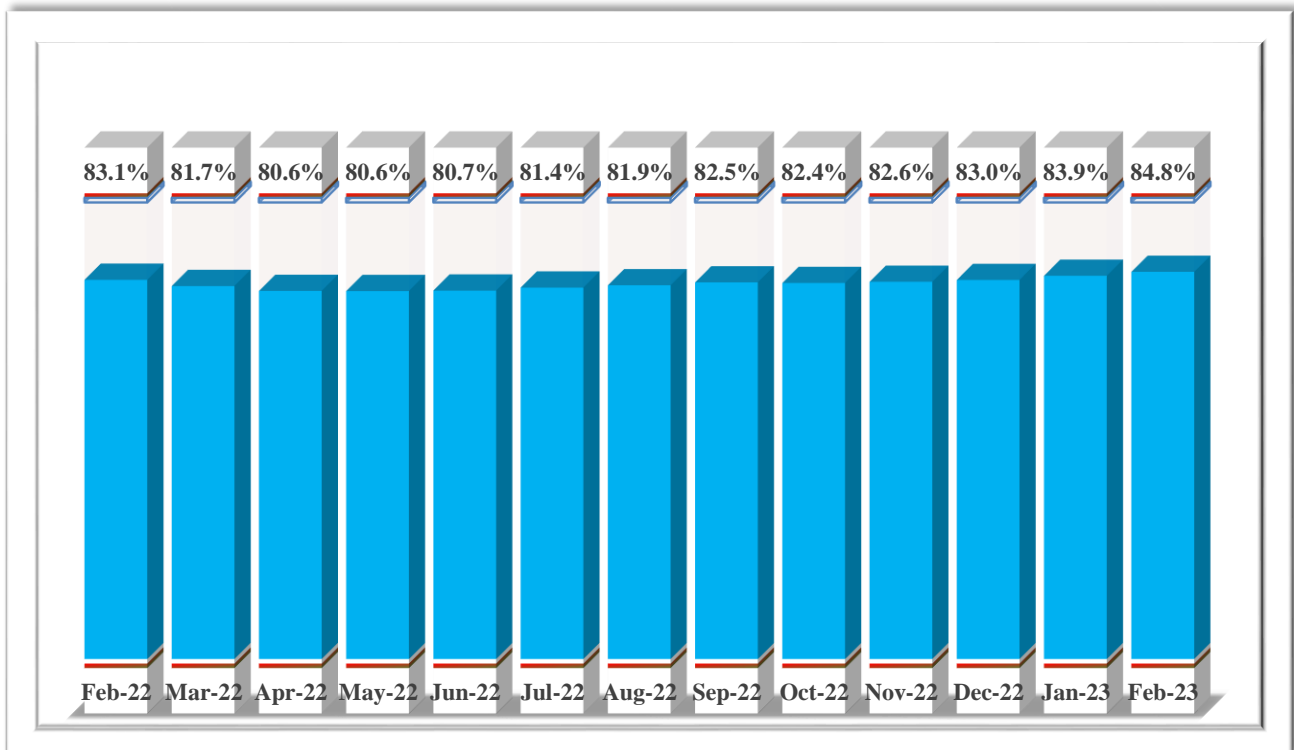


Source: Operators' reports

**2. Mobile-cellular telephone subscriptions per 100 inhabitants**

As of February 2023, the Mobile Penetration Rate that refers to the number of active SIM cards per total projected population have increased up to 84.8% in comparison to 83.9% for January 2023 publications.

**Figure 3: Trend of mobile-cellular telephone subscriptions per 100 inhabitants**

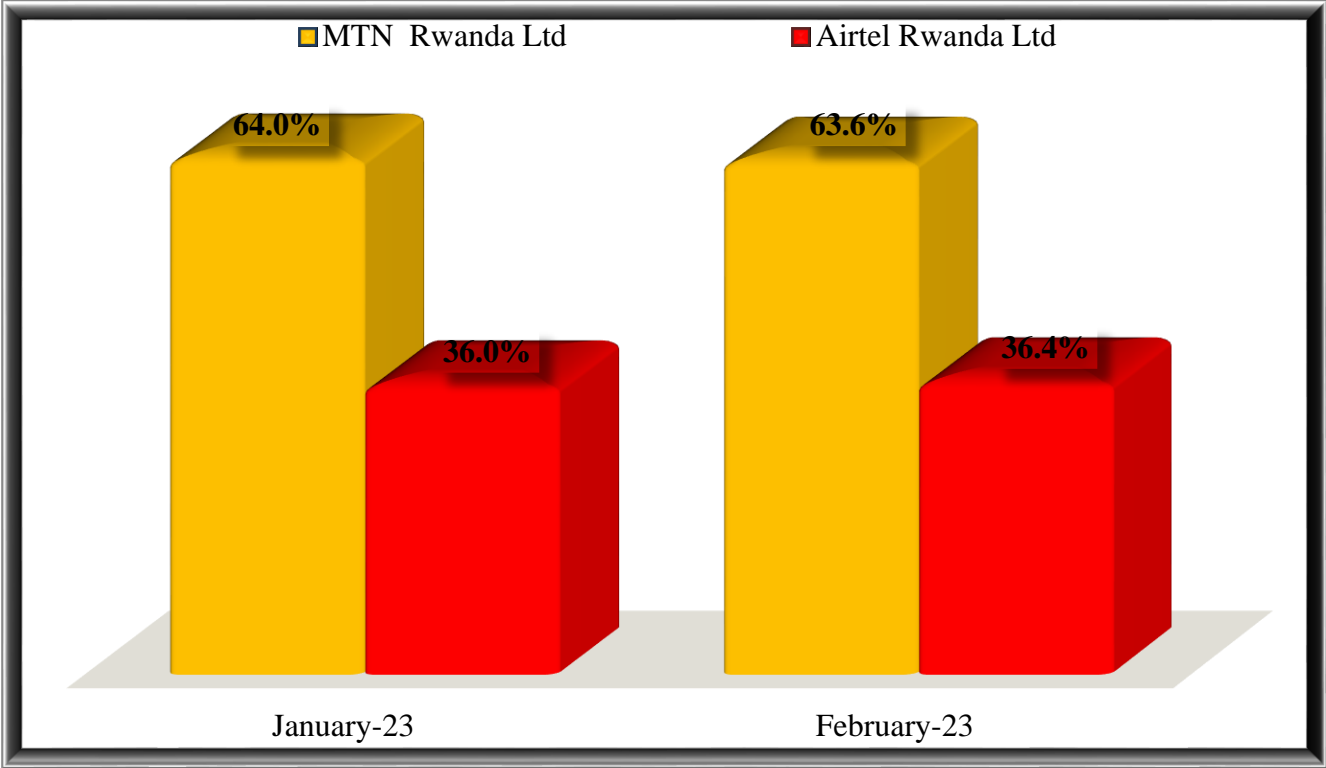


Source: Operators' reports

**3. Market share for mobile (SIM cards) subscriptions**

As of February 2023, the mobile-cellular telephone subscriptions market shares for MTN Rwanda Ltd decreased by 0.4 percentage points to 63.6% whereas that for AIRTEL Rwanda Ltd increased by the same margin reaching 36.4% in comparison to January 2023 statistics as shown by Figure 4.

**Figure 4: Market share trends for mobile-cellular telephone subscriptions per operator**



Source: Operators’ reports