



**MOBILE-CELLULAR TELEPHONE SUBSCRIPTIONS  
REPORT AS OF DECEMBER 2022**

**Disclaimer:** Information provided in this report is subject to alteration in case of any revision or update deemed necessary.

## 1. Mobile-cellular telephone subscriptions as of December 2022


The total number of active mobile-cellular telephone subscriptions<sup>1</sup> in Rwanda increased from 10,928,331 as of November 2022 up to 11,002,078 SIM cards at the end of December 2022, representing an increase of 0.67%. The postpaid subscriptions increased from 143,498 as of November 2022 to 143,498 SIM cards recorded at the end of December 2022 whereas prepaid subscriptions increased to 10,852,630 as of December 2022 in comparison to 10,784,833 SIM cards reported at the end of November 2022.

**Table 1: Active mobile-cellular telephone subscriptions as of December 2022**

Name of operator	November 2022			December 2022			Monthly variation
	Postpaid	Prepaid	Total	Postpaid	Prepaid	Total	
MTN Rwanda Ltd	136,103	6,938,192	7,074,295	142,053	6,946,853	7,088,906	<b>0.21%</b>
Airtel Rwanda Ltd	7,395	3,846,641	3,854,036	7,395	3,905,777	3,913,172	<b>1.53%</b>
<b>Total</b>	<b>143,498</b>	<b>10,784,833</b>	<b>10,928,331</b>	<b>149,448</b>	<b>10,852,630</b>	<b>11,002,078</b>	<b>0.67%</b>

Source: Operators' reports

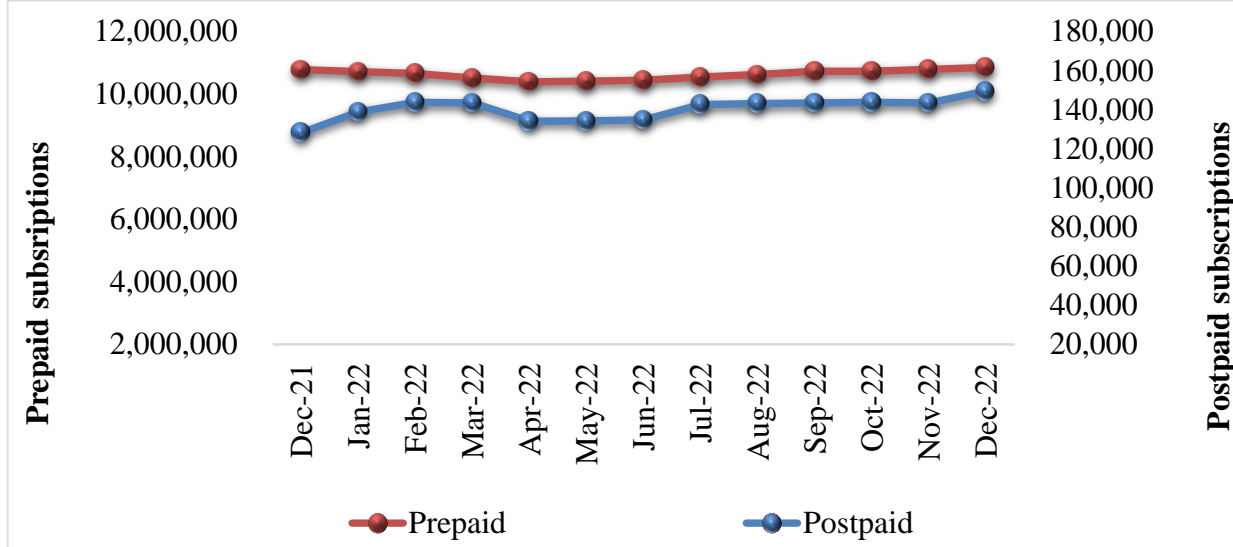
**Figure 1: Trend of active mobile-cellular telephone subscriptions**



Source: Operators' reports

<sup>1</sup> Active mobile-cellular telephone subscriptions are the number of SIM Cards that have been used during the last three months.

**Figure 2: Trend of active mobile-cellular telephone subscriptions by postpaid and prepaid**

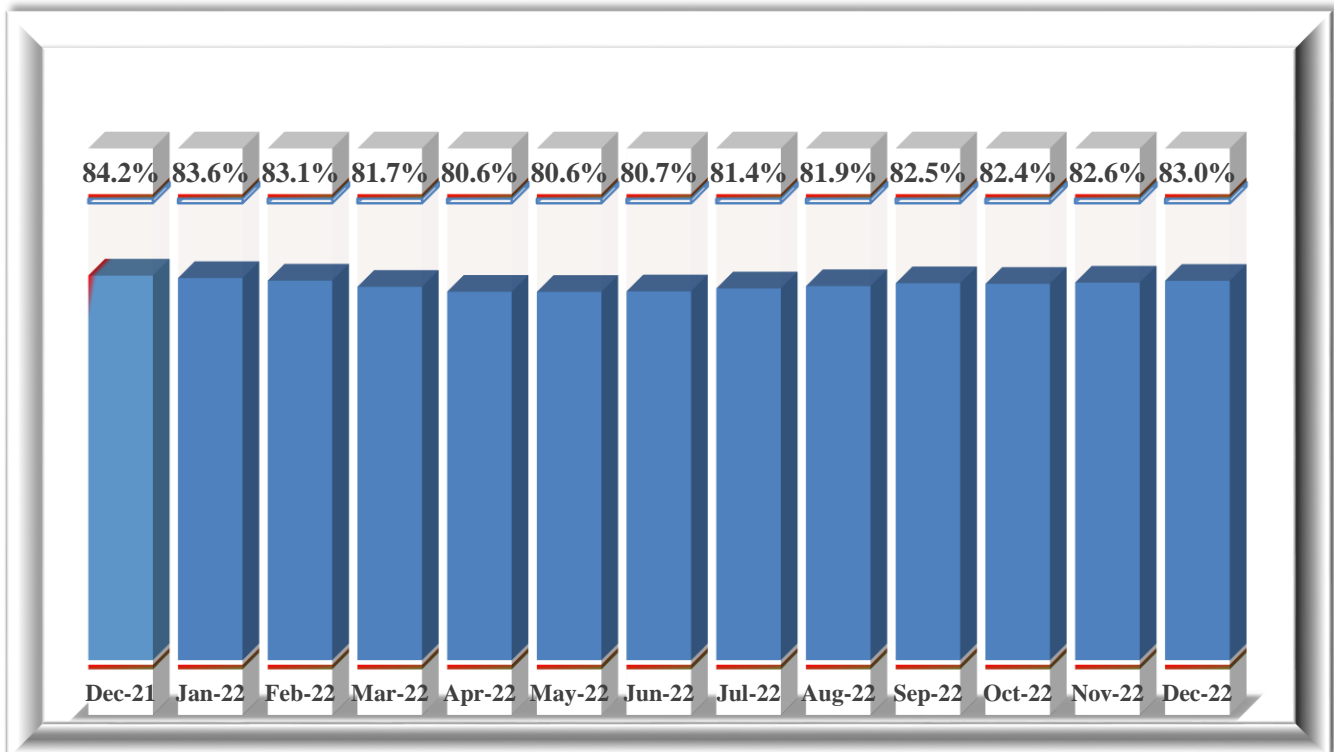


Source: Operators' reports

**2. Mobile-cellular telephone subscriptions per 100 inhabitants**

As of December 2022, the Mobile Penetration Rate that refers to the number of active SIM cards per total projected population increased from 82.6% as of November 2022 up to 83.0%.

**Figure 3: Trend of mobile-cellular telephone subscriptions per 100 inhabitants**

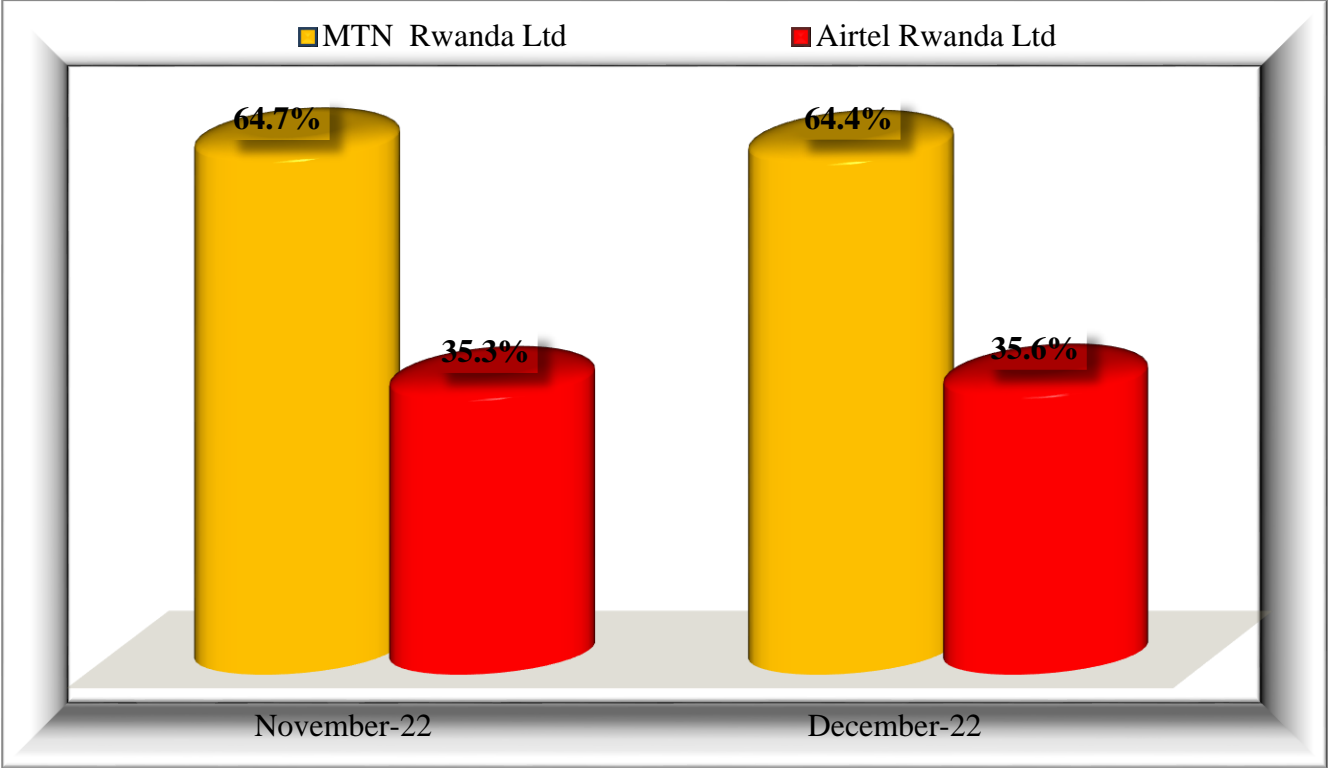


Source: Operators' reports

**3. Market share for mobile (SIM cards) subscriptions**

As of December 2022, the mobile-cellular telephone subscriptions market shares for MTN Rwanda Ltd decreased by 0.3 percentage points up to 64.4% whereas that for AIRTEL Rwanda Ltd increased by the same margin reaching 35.6% in comparison to November 2022 statistics as shown in Figure 4.

**Figure 4: Market share trends for mobile-cellular telephone subscriptions per operator**



Source: Operators’ reports