



**MOBILE-CELLULAR TELEPHONE SUBSCRIPTIONS
REPORT AS OF AUGUST 2022**

Disclaimer: Information provided in this report is subject to alteration in case of any revisions or updates deemed necessary.

1. Mobile-cellular telephone subscriptions as of August 2022


The total number of active mobile-cellular telephone subscriptions¹ in Rwanda increased up to 10,766,960 at the end of August 2022 compared to 10,680,493 SIM cards reported at the end of July 2022, representing an increase of 0.8%. The postpaid subscriptions raised from 142,651 at the end of July 2022 to 143,127 SIM cards recorded at the end of August 2022 and prepaid subscriptions increased to 10,623,833 as of August 2022 in comparison to 10,537,842 SIM cards reported at the end of July 2022.

Table 1: Active mobile-cellular telephone subscriptions as of August 2022

Name of operator	July 2022			August 2022			Monthly variation
	Postpaid	Prepaid	Total	Postpaid	Prepaid	Total	
MTN Rwanda Ltd	137,479	6,876,249	7,013,728	135,732	6,942,669	7,078,401	0.92%
Airtel Rwanda Ltd	5,172	3,661,593	3,666,765	7,395	3,681,164	3,688,559	0.59%
Total	142,651	10,537,842	10,680,493	143,127	10,623,833	10,766,960	0.81%

Source: Operators' reports

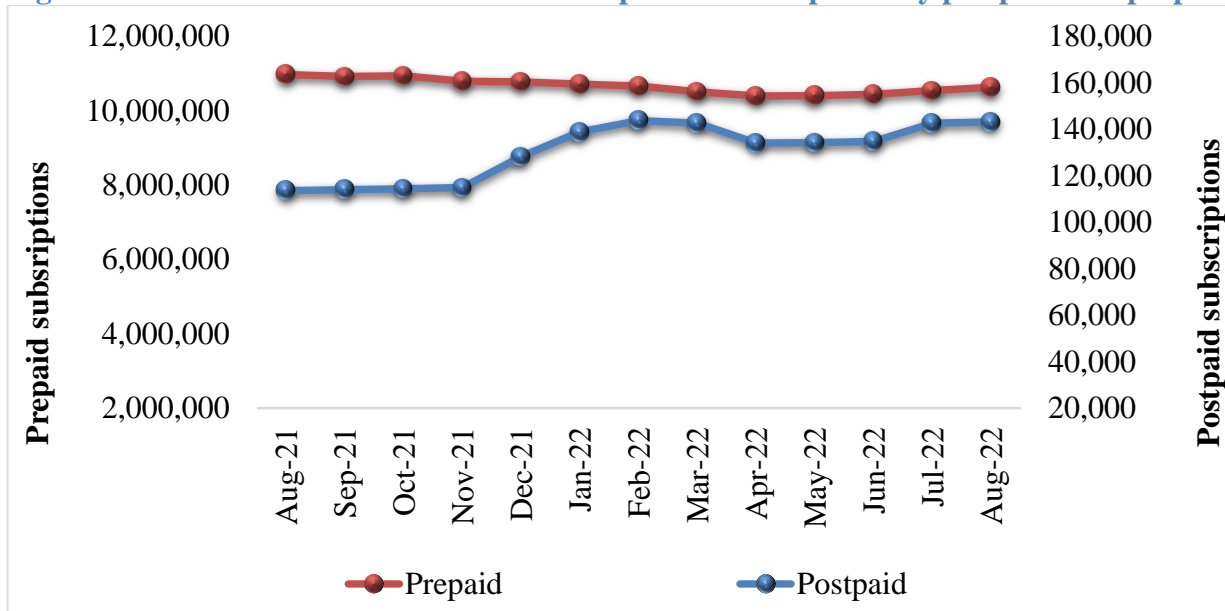
Figure 1: Trend of active mobile-cellular telephone subscriptions



Source: Operators' reports

¹ Active mobile-cellular telephone subscriptions are the number of SIM Cards that have been used during the last three months.

Figure 2: Trend of active mobile-cellular telephone subscriptions by postpaid and prepaid

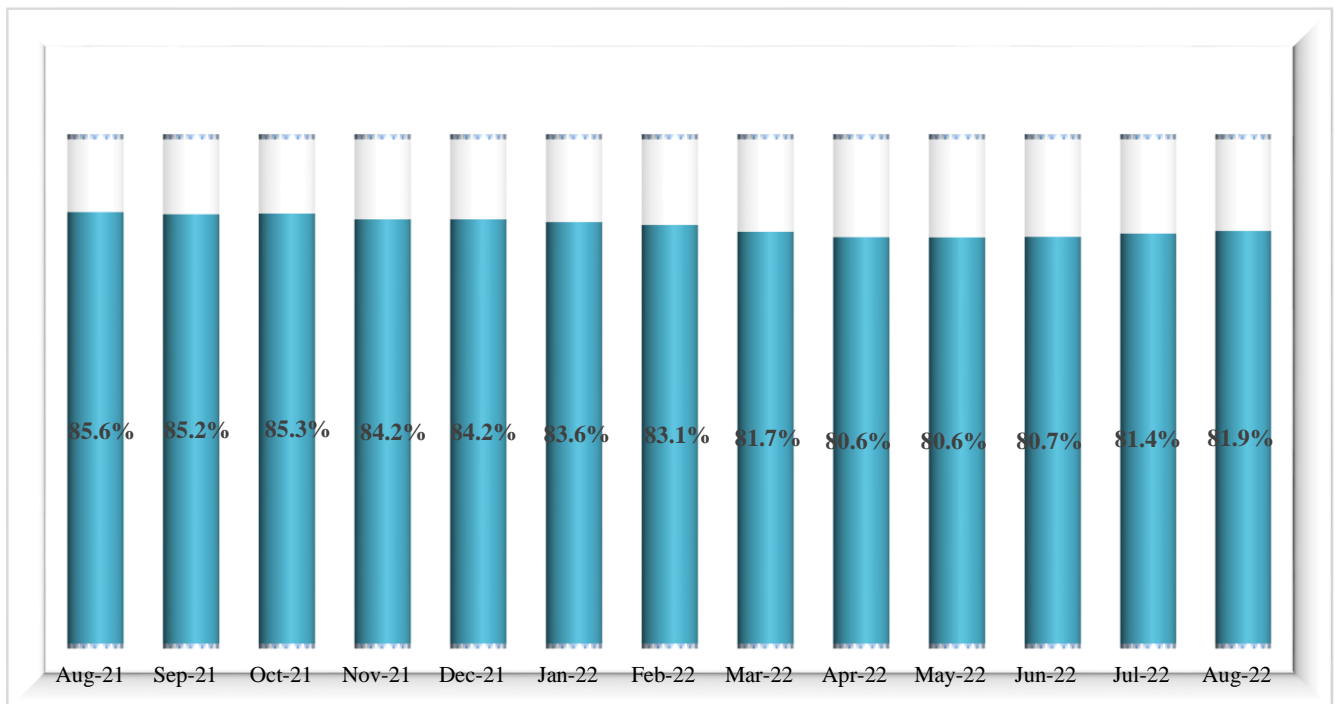


Source: Operators' reports

2. Mobile-cellular telephone subscriptions per 100 inhabitants

As of August 2022, the Mobile Penetration Rate that refers to the number of active SIM cards per total projected population increased up to 81.9% in comparison to 81.4% for July 2022 publications.

Figure 3: Trend of mobile-cellular telephone subscriptions per 100 inhabitants

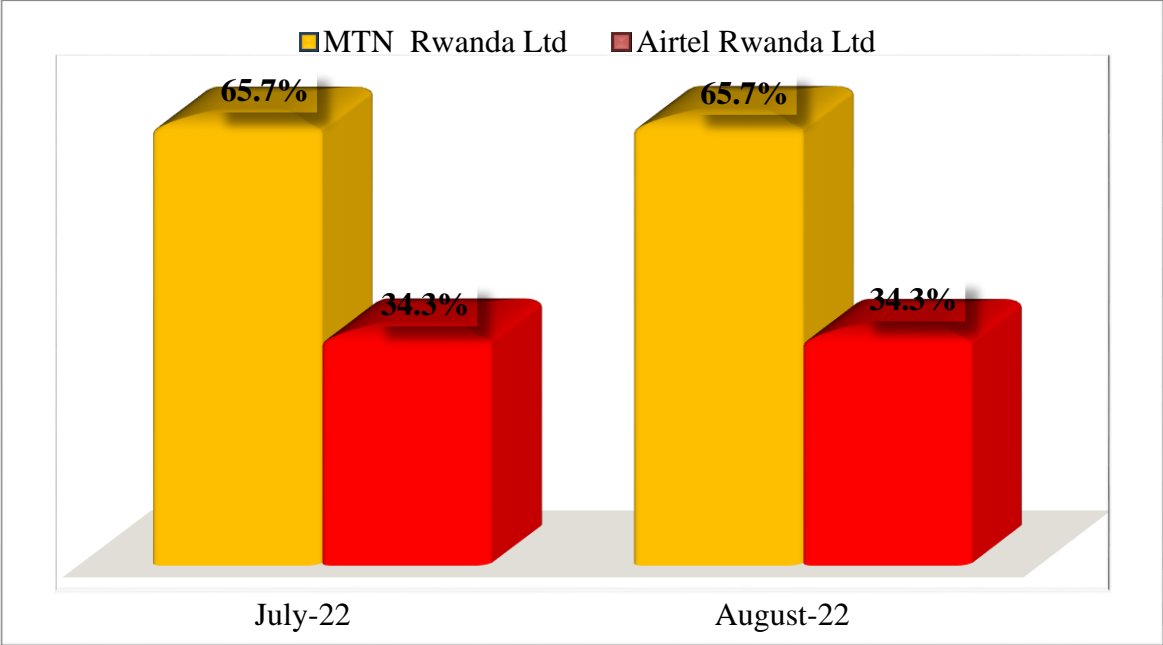


Source: Operators' reports

3. Market share for mobile (SIM cards) subscriptions

At the end of August 2022, the mobile-cellular telephone subscriptions market shares for MTN Rwanda Ltd and AIRTEL Rwanda Ltd remained at 65.7% and 34.3% respectively in comparison to the July 2022 statistics as illustrated by Figure 4.

Figure 4: Market share trends for mobile-cellular telephone subscriptions per operator



Source: Operators' reports