



**MOBILE-CELLULAR TELEPHONE SUBSCRIPTIONS
REPORT AS OF APRIL 2023**

Disclaimer: Information provided in this report is subject to alteration in case of any revision or update deemed necessary.

1. Mobile-cellular telephone subscriptions as of April 2023


The number of active mobile-cellular telephone subscriptions¹ in Rwanda increased from 11,361,465 as of March 2023 up to 11,463,790 SIM cards recorded at the end of April 2023, representing an increase of 0.90%. The postpaid subscriptions increased from 165,808 as of March 2023 to 167,453 SIM cards as of April 2023 whereas the prepaid subscriptions increased to 11,296,337 as of April 2023 in comparison to 11,195,657 SIM cards published at the end of March 2023. The Table 1 illustrates the number of active mobile-cellular telephone subscriptions per Mobile Network Operator.

Table 1: Active mobile-cellular telephone subscriptions as of April 2023

Name of operator	March 2023			April 2023			Monthly variation
	Postpaid	Prepaid	Total	Postpaid	Prepaid	Total	
MTN Rwanda Ltd	158,413	7,029,577	7,187,990	160,058	7,061,631	7,221,689	0.47%
Airtel Rwanda Ltd	7,395	4,166,080	4,173,475	7,395	4,234,706	4,242,101	1.64%
Total	165,808	11,195,657	11,361,465	167,453	11,296,337	11,463,790	0.90%

Source: Operators' reports

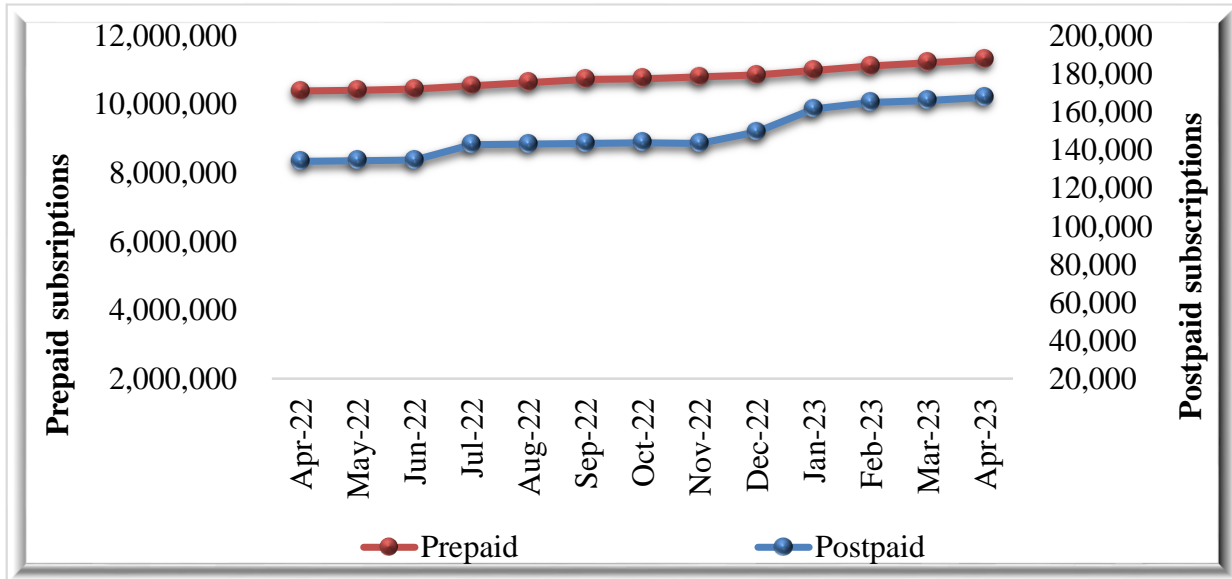
Figure 1: Trend of active mobile-cellular telephone subscriptions



Source: Operators' reports

¹ Active mobile-cellular telephone subscriptions are the number of SIM Cards that have been used during the last three months.

Figure 2: Trend of active mobile-cellular telephone subscriptions by postpaid and prepaid

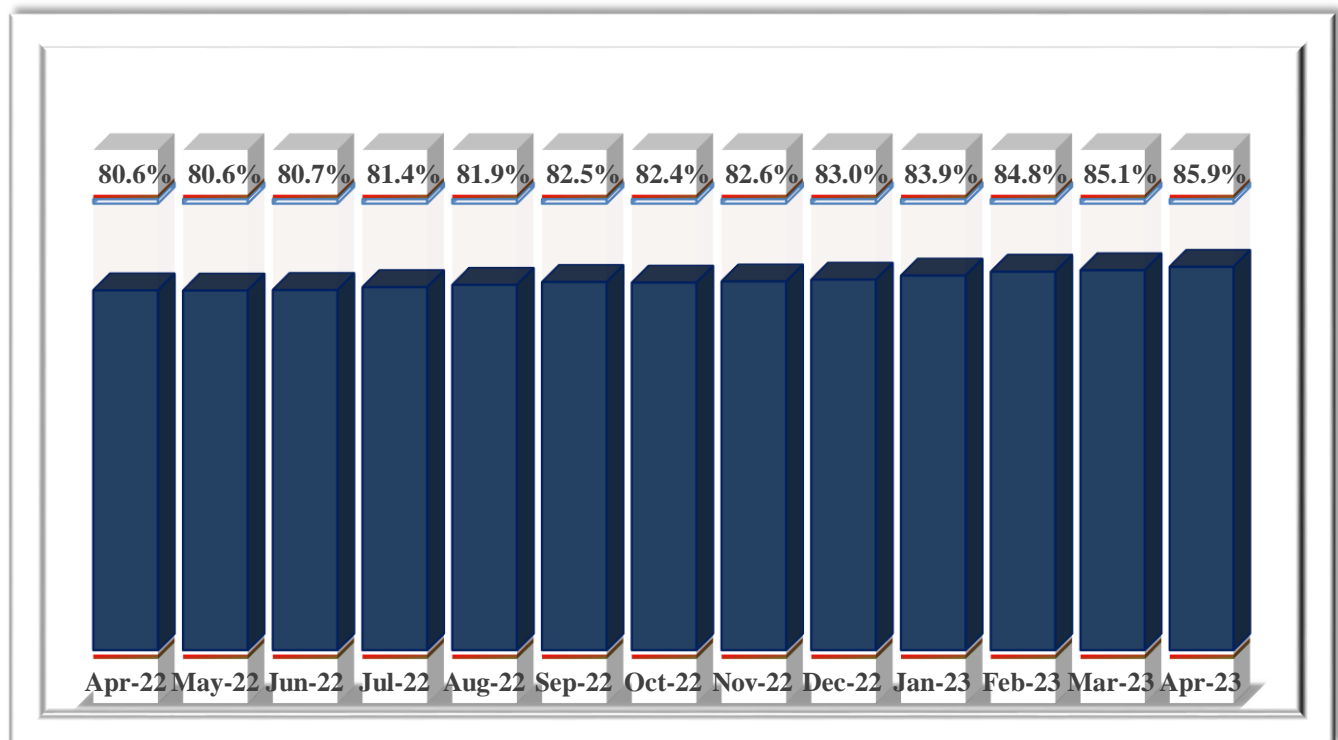


Source: Operators' reports

2. Mobile-cellular telephone subscriptions per 100 inhabitants

As of April 2023, the Mobile Penetration Rate that refers to the number of active SIM cards per total projected population have increased up to 85.9% in comparison to 85.1% for March 2023 publications.

Figure 3: Trend of mobile-cellular telephone subscriptions per 100 inhabitants

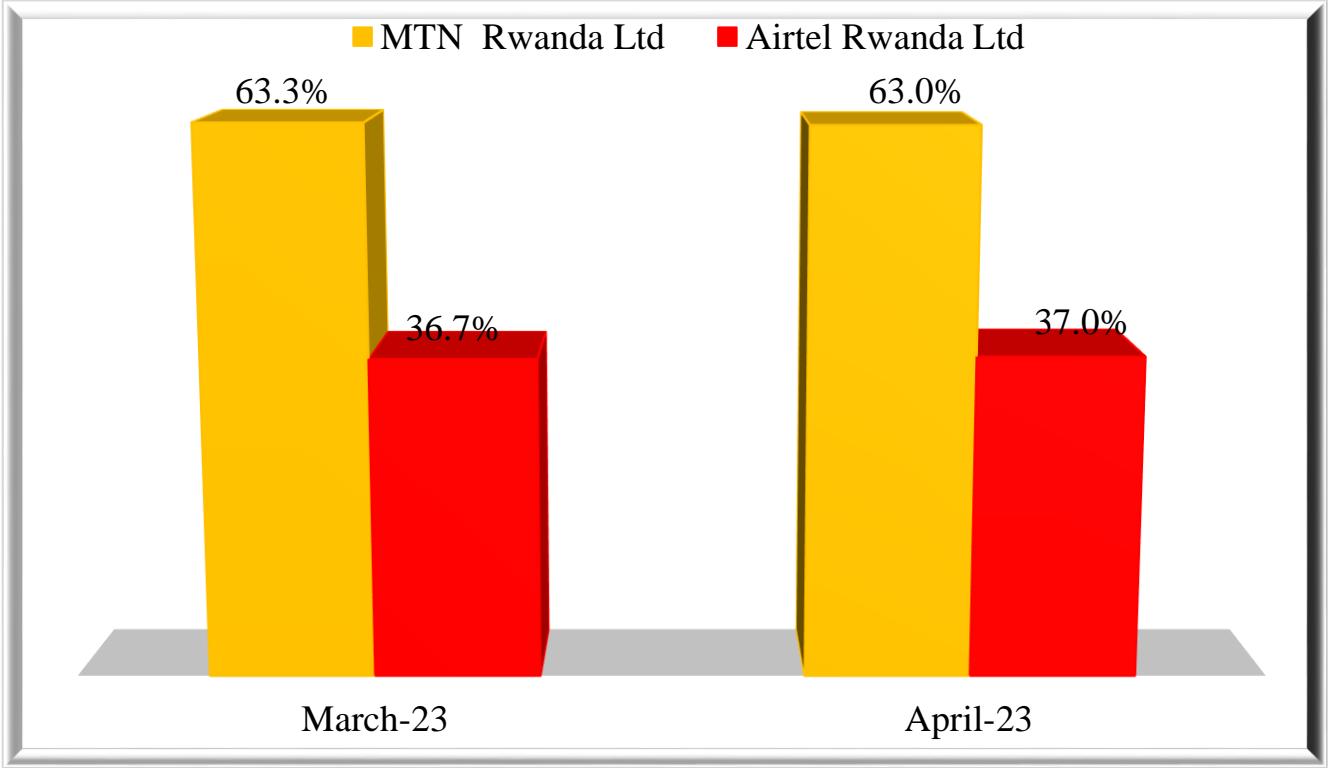


Source: Operators' reports

3. Market share for mobile (SIM cards) subscriptions

As of April 2023, the mobile-cellular telephone subscriptions market shares for MTN Rwanda Ltd decreased by 0.3 percentage points to 63.0% whereas that for AIRTEL Rwanda Ltd increased by the same margin reaching 37.0% in comparison to March 2023 statistics as displayed by the Figure 4.

Figure 4: Market share trends for mobile-cellular telephone subscriptions per operator



Source: Operators' reports